



# Statistique de pêche Fischereistatistik

---

2020



ETAT DE FRIBOURG  
STAAT FREIBURG

**Service des forêts et de la Nature SFN**  
**Amt für Wald und Natur WNA**

# Impressum

---

**Direction des institutions, de l'agriculture et des forêts DIAF**

Octobre 2021

---

**Direktion der Institutionen und der Land- und Forstwirtschaft ILDF**

Oktober 2021

---

## **Editeur**

Service des forêts et de la nature **SFN**

Route du Mont Carmel 5

Case postale 155

1762 Givisiez

---

## **Herausgeber**

Amt für Wald und Natur **WNA**

Rte du Mont Carmel 5

Postfach 155

1762 Givisiez

---

## **Photo de couverture - Titelbild**

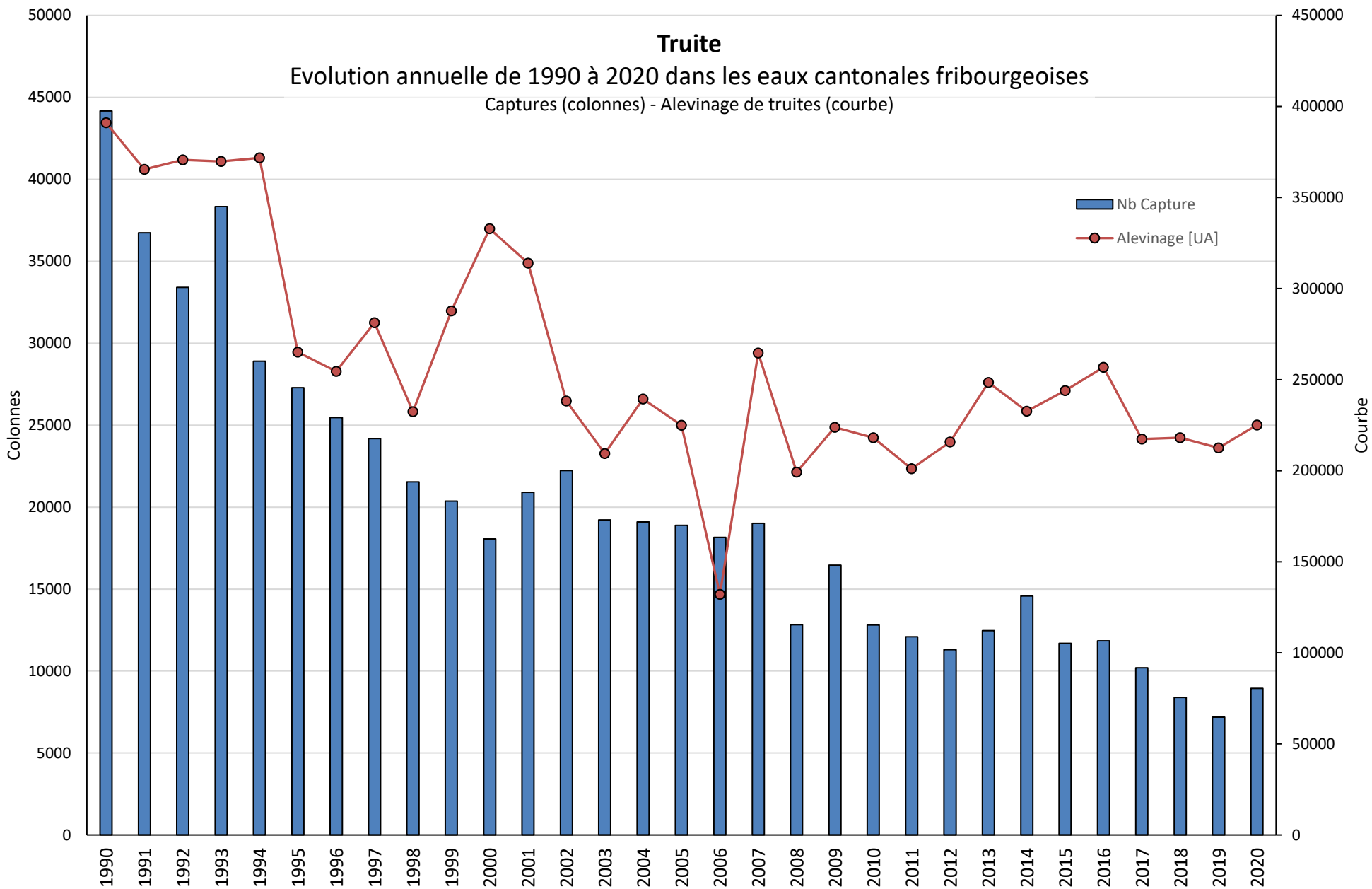
Robe de truite de la Jogne

© Lauper Sébastien

# Truite

## Evolution annuelle de 1990 à 2020 dans les eaux cantonales fribourgeoises

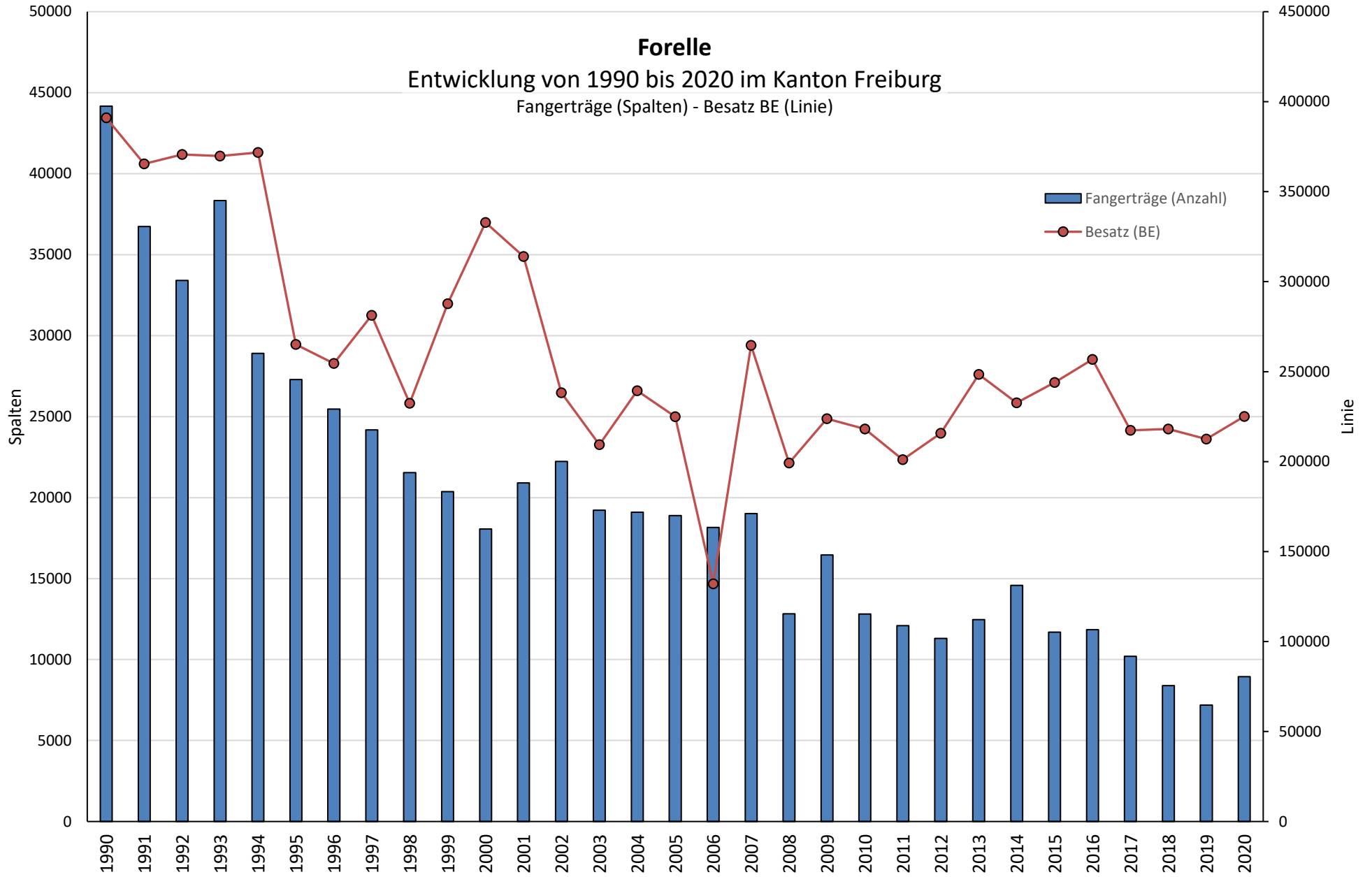
Captures (colonnes) - Alevinage de truites (courbe)



# Forelle

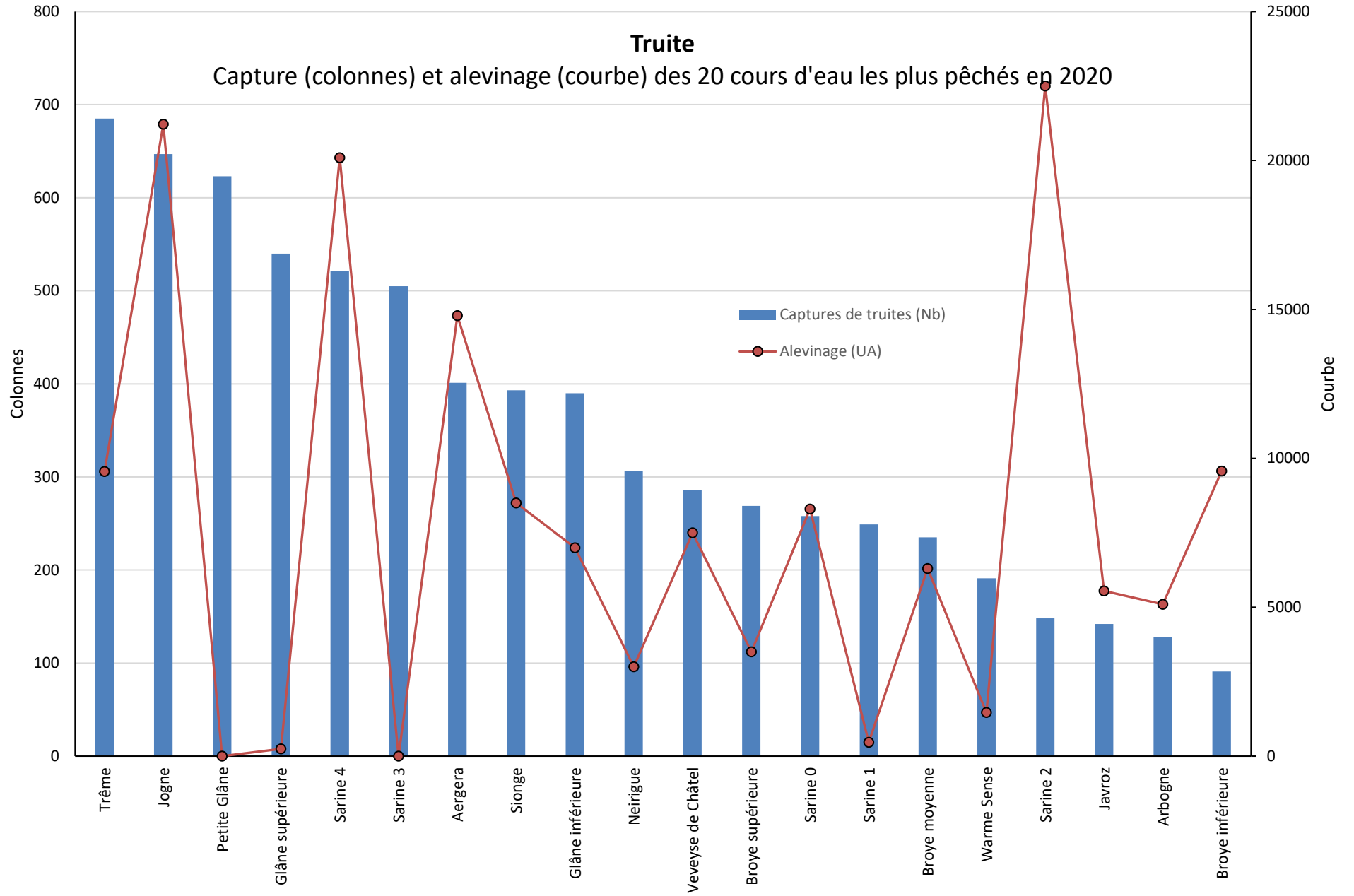
## Entwicklung von 1990 bis 2020 im Kanton Freiburg

Fangerträge (Spalten) - Besitz BE (Linie)



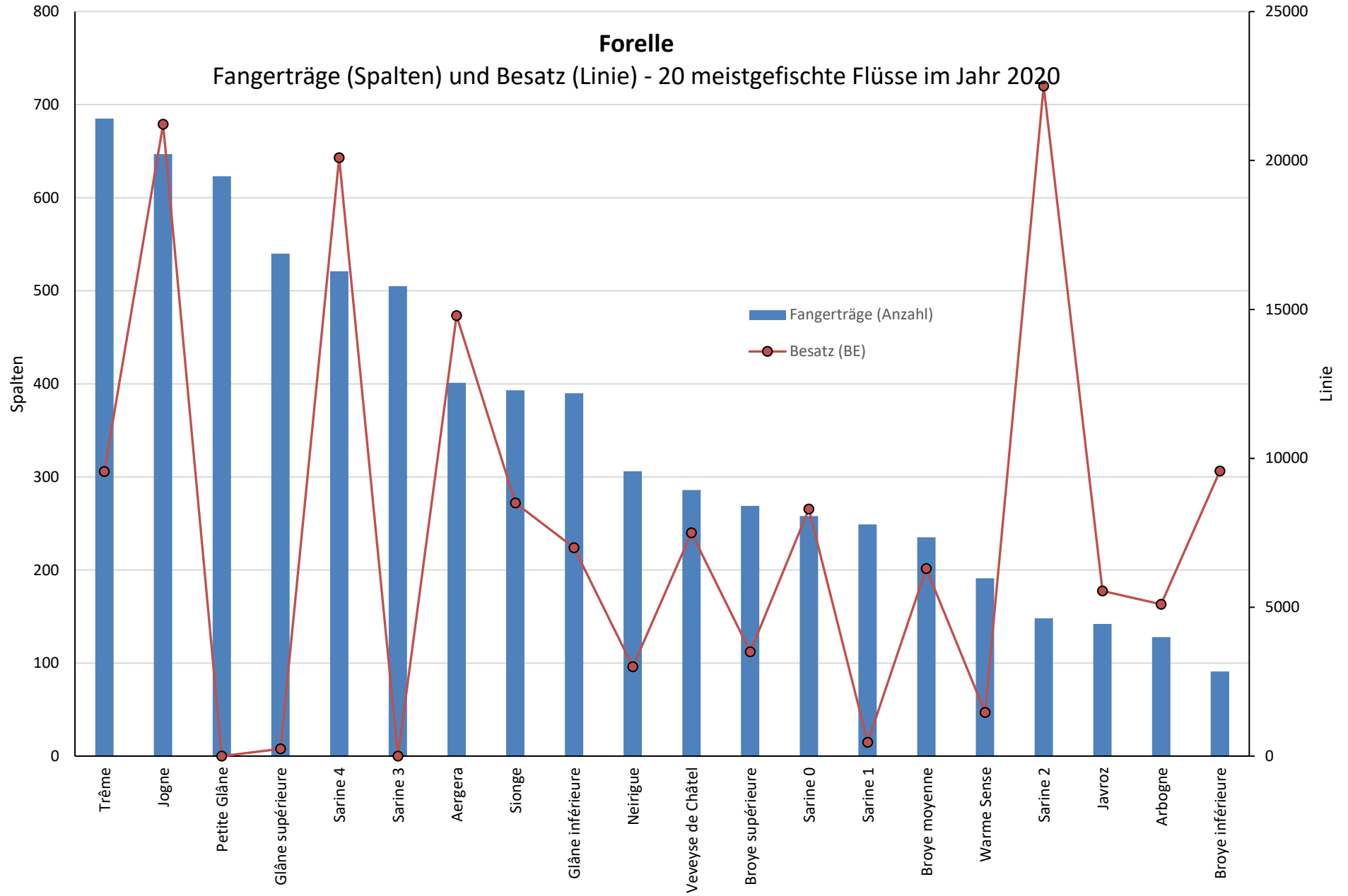
# Truite

Capture (colonnes) et alevinage (courbe) des 20 cours d'eau les plus pêchés en 2020



# Forelle

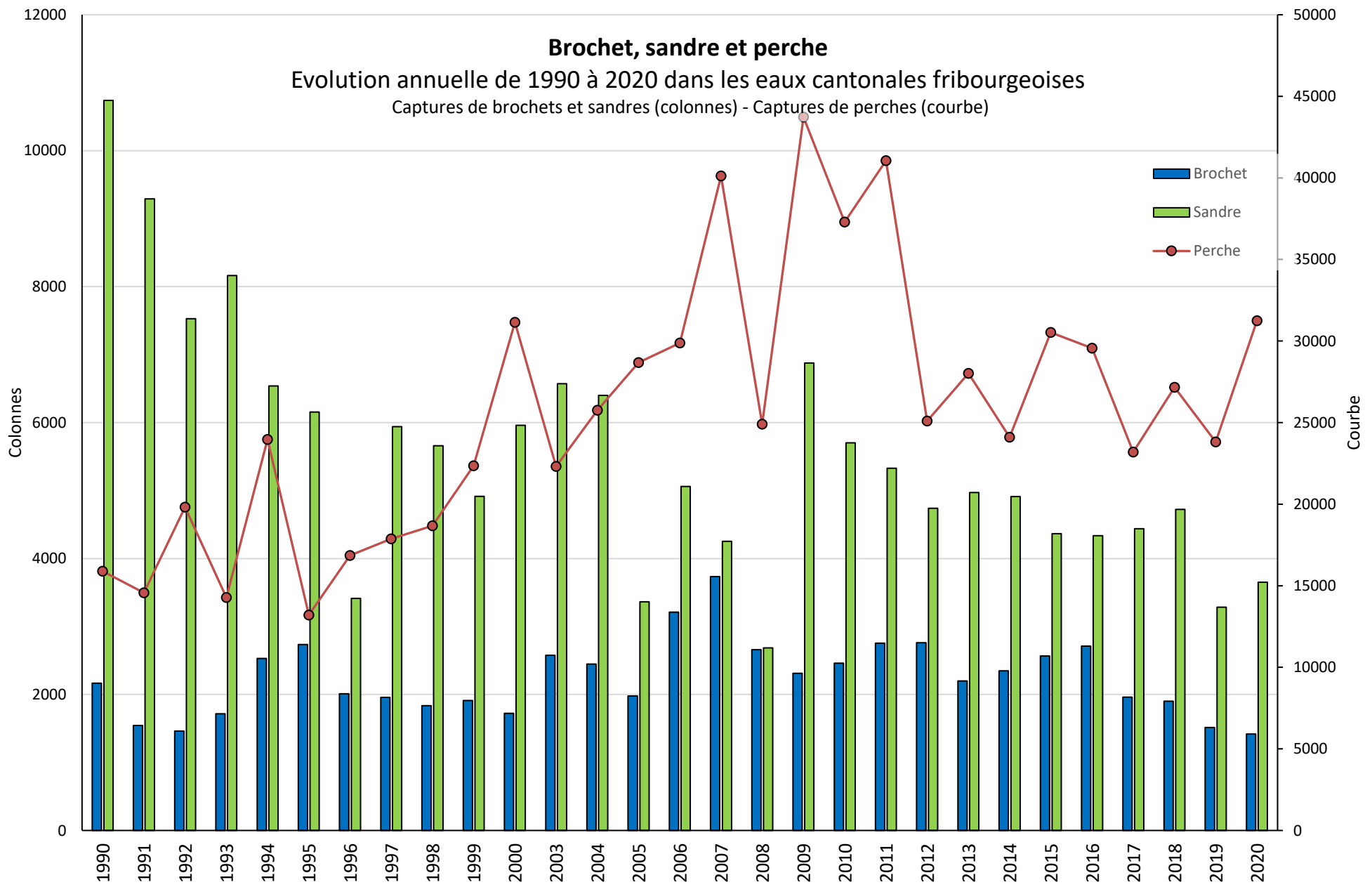
Fangerträge (Spalten) und Besatz (Linie) - 20 meistgefischte Flüsse im Jahr 2020



# Brochet, sandre et perche

## Evolution annuelle de 1990 à 2020 dans les eaux cantonales fribourgeoises

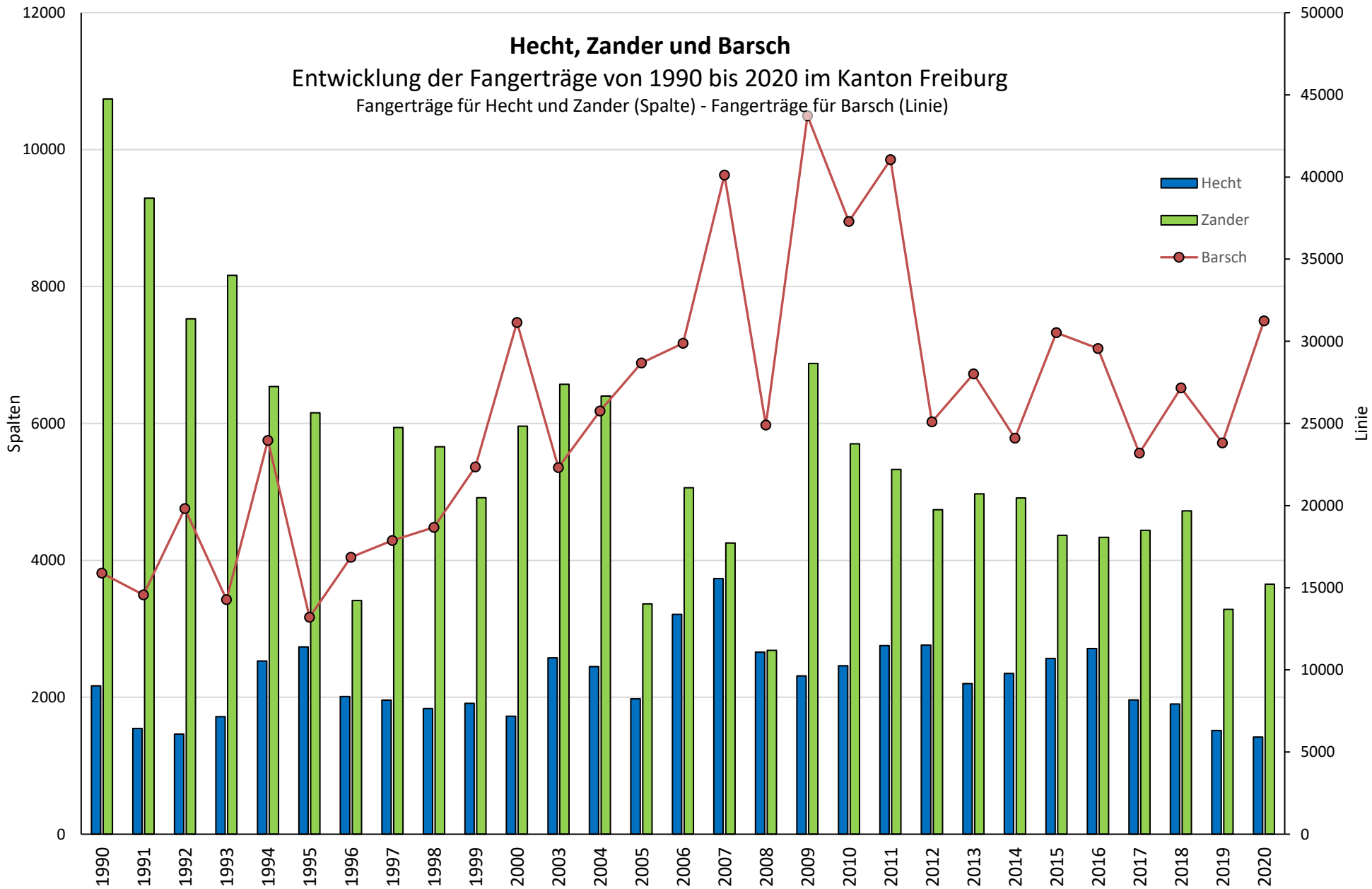
Captures de brochets et sandres (colonnes) - Captures de perches (courbe)



# Hecht, Zander und Barsch

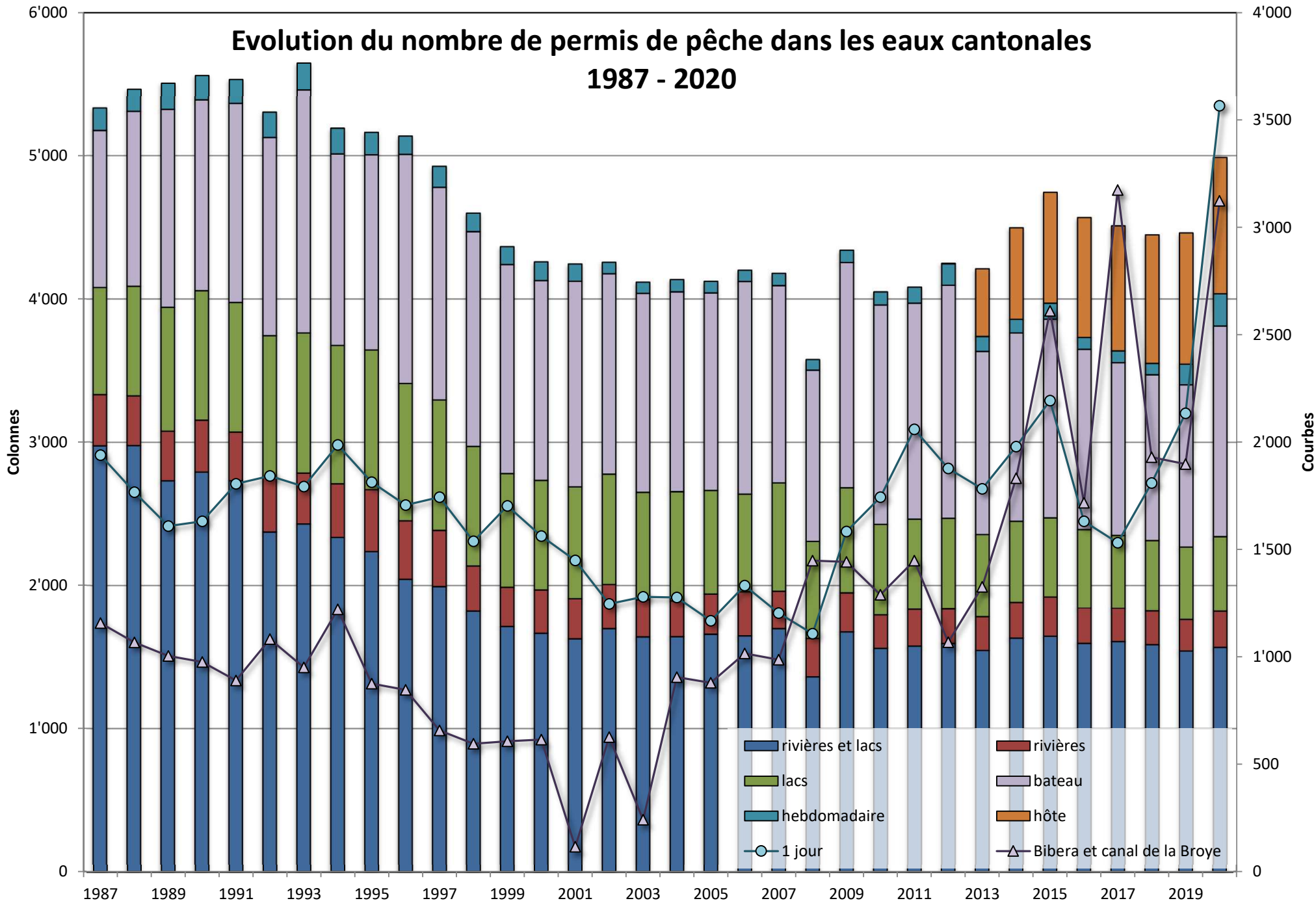
## Entwicklung der Fangerträge von 1990 bis 2020 im Kanton Freiburg

Fangerträge für Hecht und Zander (Spalte) - Fangerträge für Barsch (Linie)

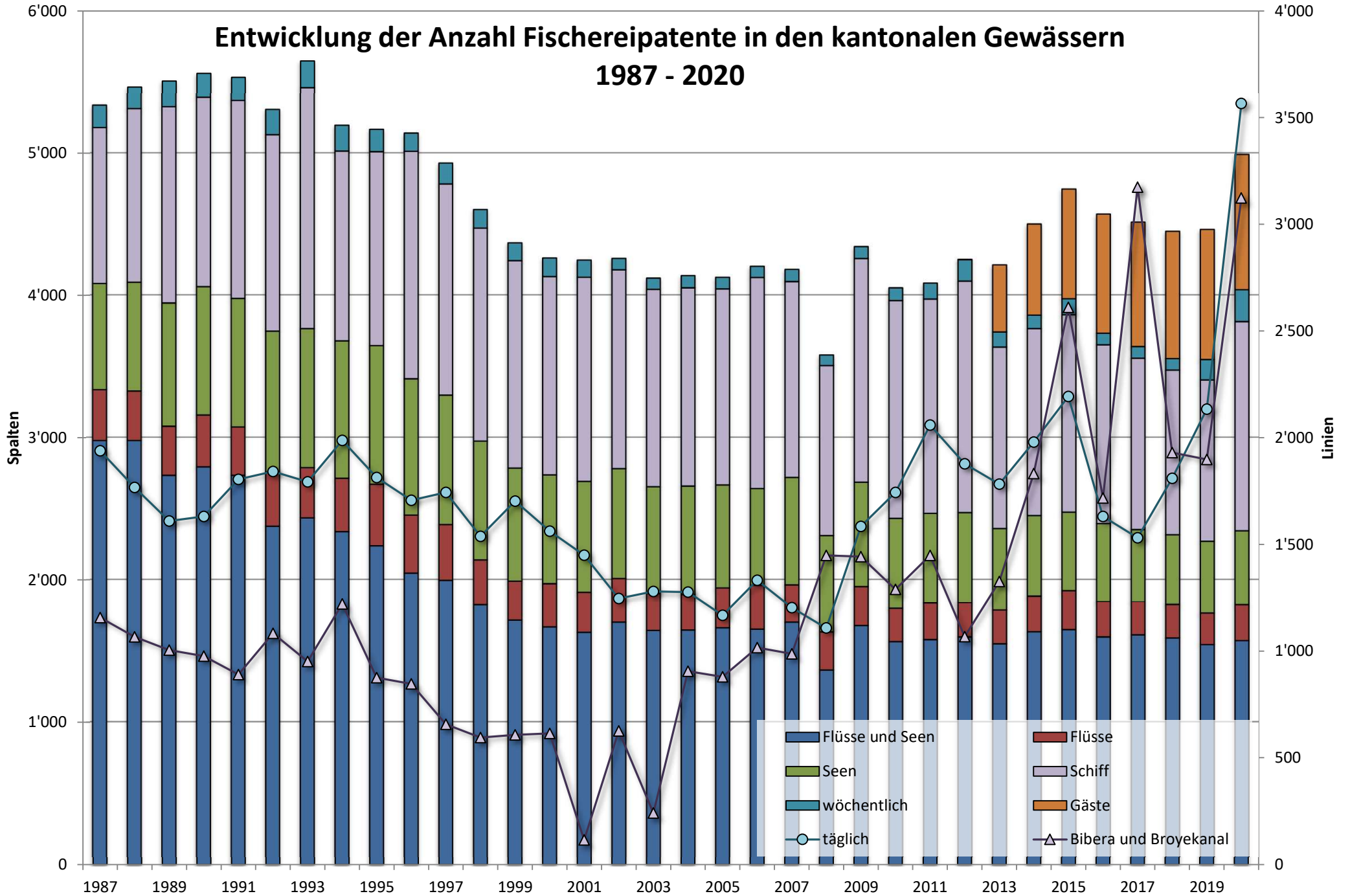




# Evolution du nombre de permis de pêche dans les eaux cantonales 1987 - 2020



# Entwicklung der Anzahl Fischereipatente in den kantonalen Gewässern 1987 - 2020



# A1 - Capture par espèces et pression de pêche - Ensemble des captures (nombre) Fangergebniss pro Art und Fischdruck - Gesamtfangergebnis

| Année / Jahr 2020              |                             | Captures / Fänge  |                 |                  |                  | Alevinage / Besatz |                 |                  |                  | Captures (pas d'alevinage systématique pour ces espèces)<br>Fangergebnisse (kein systematischer Besatz für diese Arten) |                |                |                  |                   |                  |                  | Total             |                     |
|--------------------------------|-----------------------------|-------------------|-----------------|------------------|------------------|--------------------|-----------------|------------------|------------------|---|----------------|----------------|------------------|-------------------|------------------|------------------|-------------------|---------------------|
| Cours d'eau et lacs / Gewässer | Surface (ha)<br>Fläche (ha) | Truite<br>Forelle | Ombre<br>Aesche | Brochet<br>Hecht | Sandre<br>Zander | Truite<br>Forelle  | Ombre<br>Aesche | Brochet<br>Hecht | Sandre<br>Zander | Arc-en-ciel<br>Regenb.  | Perche<br>Egli | Silure<br>Wels | Carpe<br>Karpfen | Tanche<br>Schleie | Barbeau<br>Barbe | Chevaine<br>Alet | Captures<br>Fänge | Alevinage<br>Besatz |
| 100 - Sarine 0                 | 7.50                        | 256               | 15              | 7                | 1                | 8'300              | 0               | 0                | 0                | 2   | 20             | 0              | 1                | 0                 | 9                | 7                | 318               | 8'300               |
| 101 - Sarine 1                 | 19.91                       | 225               | 14              | 9                | 8                | 466                | 0               | 0                | 0                | 24  | 40             | 0              | 0                | 0                 | 0                | 56               | 376               | 466                 |
| 102 - Sarine 2                 | 27.52                       | 148               | 9               | 3                | 0                | 22'500             | 0               | 0                | 0                | 0   | 1              | 0              | 0                | 0                 | 5                | 1                | 167               | 22'500              |
| 103 - Sarine 3                 | 27.57                       | 488               | 10              | 1                | 0                | 0                  | 0               | 0                | 0                | 17  | 0              | 0              | 0                | 0                 | 0                | 5                | 521               | 0                   |
| 104 - Sarine 4                 | 42.51                       | 494               | 8               | 0                | 2                | 20'097             | 0               | 0                | 0                | 27  | 44             | 0              | 0                | 0                 | 0                | 6                | 581               | 20'097              |
| 105 - Sarine 5                 |                             | 83                | 3               | 0                | 0                | 0                  | 0               | 0                | 0                | 0   | 0              | 0              | 0                | 0                 | 0                | 0                | 86                | 0                   |
| 110 - Sense                    | 61.60                       | 53                | 0               | 0                | 0                | 0                  | 0               | 0                | 0                | 5   | 0              | 0              | 0                | 0                 | 10               | 20               | 88                | 0                   |
| 111 - Warme Sense              | 3.78                        | 191               | 0               | 0                | 0                | 1'468              | 0               | 0                | 0                | 0   | 0              | 0              | 0                | 0                 | 0                | 0                | 191               | 1'468               |
| 112 - Kalte Sense              | 4.06                        | 46                | 0               | 0                | 0                | 0                  | 0               | 0                | 0                | 5   | 0              | 0              | 0                | 0                 | 0                | 0                | 51                | 0                   |
| 120 - Glâne inférieure         | 23.15                       | 380               | 0               | 0                | 0                | 7'000              | 0               | 0                | 0                | 10  | 1              | 0              | 0                | 0                 | 0                | 9                | 400               | 7'000               |
| 121 - Glâne supérieure         | 11.04                       | 538               | 0               | 0                | 0                | 243                | 0               | 0                | 0                | 2   | 0              | 0              | 0                | 0                 | 0                | 8                | 548               | 243                 |
| 124 - Glâne y                  | 0.89                        | 27                | 0               | 0                | 0                | 443                | 0               | 0                | 0                | 5   | 0              | 0              | 0                | 0                 | 0                | 0                | 32                | 443                 |
| 125 - Neirigue                 | 6.25                        | 302               | 0               | 0                | 0                | 3'000              | 0               | 0                | 0                | 4   | 0              | 0              | 0                | 0                 | 0                | 0                | 306               | 3'000               |
| 130 - Aergera                  | 13.41                       | 394               | 0               | 1                | 0                | 14'790             | 0               | 0                | 0                | 7   | 1              | 0              | 0                | 0                 | 11               | 3                | 417               | 14'790              |
| 150 - Broye inférieure         | 14.90                       | 91                | 0               | 4                | 4                | 9'575              | 0               | 0                | 0                | 0   | 215            | 2              | 0                | 0                 | 0                | 6                | 322               | 9'575               |
| 151 - Broye moyenne            | 16.06                       | 224               | 0               | 0                | 0                | 6'300              | 0               | 0                | 0                | 11  | 7              | 0              | 0                | 0                 | 0                | 4                | 246               | 6'300               |
| 152 - Broye supérieure         | 5.93                        | 267               | 0               | 0                | 0                | 3'500              | 0               | 0                | 0                | 2   | 0              | 0              | 0                | 0                 | 0                | 0                | 269               | 3'500               |
| 153 - Mortivue                 | 1.36                        | 36                | 0               | 0                | 0                | 0                  | 0               | 0                | 0                | 0   | 0              | 0              | 0                | 0                 | 0                | 0                | 36                | 0                   |
| 154 - Vésenand                 | 0.48                        | 3                 | 0               | 0                | 0                | 600                | 0               | 0                | 0                | 0   | 0              | 0              | 0                | 0                 | 0                | 0                | 3                 | 600                 |
| 155 - Cibe                     | 0.12                        | 7                 | 0               | 0                | 0                | 400                | 0               | 0                | 0                | 0   | 0              | 0              | 0                | 0                 | 0                | 0                | 7                 | 400                 |
| 156 - Dà                       | 0.24                        | 2                 | 0               | 0                | 0                | 0                  | 0               | 0                | 0                | 0   | 0              | 0              | 0                | 0                 | 0                | 0                | 2                 | 0                   |
| 157 - Flon                     |                             | 0                 | 0               | 0                | 0                | 0                  | 0               | 0                | 0                | 0   | 0              | 0              | 0                | 0                 | 0                | 0                | 0                 | 0                   |
| 170 - Jogne                    | 15.10                       | 647               | 0               | 0                | 2                | 21'220             | 0               | 0                | 0                | 0   | 3              | 0              | 0                | 0                 | 0                | 0                | 652               | 21'220              |
| 171 - Gorges de la Jogne       | 2.61                        | 78                | 0               | 0                | 0                | 1'000              | 0               | 0                | 0                | 1   | 13             | 0              | 0                | 0                 | 0                | 0                | 92                | 1'000               |
| 180 - Javroz                   | 4.02                        | 142               | 0               | 0                | 0                | 5'548              | 0               | 0                | 0                | 0   | 1              | 0              | 0                | 0                 | 0                | 0                | 143               | 5'548               |
| 200 - Sionge                   | 4.48                        | 390               | 0               | 2                | 12               | 8'500              | 0               | 0                | 0                | 3   | 0              | 0              | 0                | 0                 | 0                | 0                | 407               | 8'500               |
| 210 - Petite Glâne             | 7.08                        | 622               | 0               | 0                | 0                | 0                  | 0               | 0                | 0                | 1   | 3              | 0              | 0                | 0                 | 0                | 0                | 626               | 0                   |
| 220 - Trême                    | 18.18                       | 683               | 0               | 0                | 1                | 9'554              | 0               | 0                | 0                | 2   | 0              | 0              | 0                | 0                 | 0                | 0                | 686               | 9'554               |
| 230 - Veveyse de Châtel        | 5.17                        | 285               | 0               | 2                | 0                | 7'500              | 0               | 0                | 0                | 1   | 0              | 0              | 0                | 0                 | 0                | 0                | 288               | 7'500               |
| 231 - Veveyse de Fégire        | 3.68                        | 5                 | 0               | 0                | 0                | 0                  | 0               | 0                | 0                | 0   | 0              | 0              | 0                | 0                 | 0                | 0                | 5                 | 0                   |
| 250 - Arbogne                  | 6.60                        | 126               | 0               | 0                | 0                | 5'100              | 0               | 0                | 0                | 2   | 5              | 0              | 0                | 0                 | 0                | 0                | 133               | 5'100               |
| 270 - Bibera                   | 0.96                        | 1                 | 0               | 0                | 0                | 0                  | 0               | 0                | 0                | 0   | 0              | 0              | 0                | 0                 | 0                | 0                | 1                 | 0                   |
| 271 - Chandon                  | 1.19                        | 74                | 0               | 0                | 0                | 3'179              | 0               | 0                | 0                | 2   | 0              | 0              | 0                | 0                 | 0                | 0                | 76                | 3'179               |
| 272 - Sonnaz                   | 1.27                        | 42                | 0               | 0                | 0                | 5'800              | 0               | 0                | 0                | 1   | 0              | 0              | 0                | 0                 | 0                | 0                | 43                | 5'800               |
| 273 - Hongrin                  | 2.10                        | 49                | 0               | 0                | 0                | 4'000              | 0               | 0                | 0                | 0   | 0              | 0              | 0                | 0                 | 0                | 0                | 49                | 4'000               |

## A1 - Capture par espèces et pression de pêche - Ensemble des captures (nombre) Fangergebniss pro Art und Fischdruck - Gesamtfangergebnis

| Année / Jahr 2020   |                             | Captures / Fänge  |                 |                  |                  | Alevinage / Besatz |                 |                  |                  | Captures (pas d'alevinage systématique pour ces espèces)<br>Fangergebnisse (kein systematischer Besatz für diese Arten) |                |                |                  |                   |                  |                  | Total             |                     |
|---|-----------------------------|-------------------|-----------------|------------------|------------------|--------------------|-----------------|------------------|------------------|---|----------------|----------------|------------------|-------------------|------------------|------------------|-------------------|---------------------|
| Cours d'eau et lacs / Gewässer                                  | Surface (ha)<br>Fläche (ha) | Truite<br>Forelle | Ombre<br>Aesche | Brochet<br>Hecht | Sandre<br>Zander | Truite<br>Forelle  | Ombre<br>Aesche | Brochet<br>Hecht | Sandre<br>Zander | Arc-en-ciel<br>Regenb.  | Perche<br>Egli | Silure<br>Wels | Carpe<br>Karpfen | Tanche<br>Schleie | Barbeau<br>Barbe | Chevaine<br>Alet | Captures<br>Fänge | Alevinage<br>Besatz |
| 275 - Parimbot  | 1.18                        | 16                | 0               | 0                | 0                | 0                  | 0               | 0                | 0                | 0   | 0              | 0              | 0                | 0                 | 0                | 0                | 16                | 0                   |
| 277 - Corjon  | 0.34                        | 8                 | 0               | 0                | 0                | 0                  | 0               | 0                | 0                | 0   | 0              | 0              | 0                | 0                 | 0                | 0                | 8                 | 0                   |
| 278 - Tatrel  | 0.68                        | 12                | 0               | 0                | 0                | 2'000              | 0               | 0                | 0                | 0   | 0              | 0              | 0                | 0                 | 0                | 0                | 12                | 2'000               |
| 280 - Biordaz   | 0.33                        | 2                 | 0               | 0                | 0                | 900                | 0               | 0                | 0                | 0   | 5              | 0              | 0                | 0                 | 0                | 0                | 7                 | 900                 |
| 281 - Corbéron  | 0.20                        | 0                 | 0               | 0                | 0                | 0                  | 0               | 0                | 0                | 0   | 0              | 0              | 0                | 0                 | 0                | 0                | 0                 | 0                   |
| 282 - Canal de la Broye   | 13.45                       | 0                 | 0               | 42               | 2                | 0                  | 0               | 0                | 0                | 0   | 1'447          | 19             | 33               | 43                | 0                | 0                | 1'586             | 0                   |
| <b>Total</b>  | <b>376.90</b>               | <b>7'437</b>      | <b>59</b>       | <b>71</b>        | <b>32</b>        | <b>172'981</b>     | <b>0</b>        | <b>0</b>         | <b>0</b>         | <b>134</b>  | <b>1'806</b>   | <b>21</b>      | <b>34</b>        | <b>43</b>         | <b>35</b>        | <b>125</b>       | <b>9'797</b>      | <b>172'981</b>      |
| 300 - Lac de la Gruyère   | 920.00                      | 18                | 0               | 749              | 2'411            | 2'150              | 0               | 5'000            | 0                | 5   | 17'705         | 7              | 8                | 1                 | 5                | 449              | 21'358            | 7'150               |
| 301 - Schiffenensee   | 420.00                      | 23                | 0               | 515              | 1'190            | 1'700              | 0               | 5'000            | 0                | 7   | 8'000          | 2              | 21               | 14                | 0                | 1'173            | 10'945            | 6'700               |
| 302 - Schwarzsee  | 49.00                       | 6                 | 0               | 69               | 16               | 500                | 0               | 0                | 0                | 3   | 452            | 1              | 0                | 1                 | 0                | 1                | 549               | 500                 |
| 303 - Lac de Lessoc   | 20.00                       | 1'180             | 1               | 0                | 4                | 26'729             | 0               | 0                | 0                | 21  | 18             | 0              | 0                | 0                 | 0                | 0                | 1'224             | 26'729              |
| 305 - Lac de Montsalvens  | 74.00                       | 92                | 0               | 9                | 0                | 21'000             | 0               | 0                | 0                | 2   | 3'257          | 0              | 0                | 0                 | 0                | 37               | 3'397             | 21'000              |
| 307 - Lac de Pérolles   | 30.00                       | 13                | 0               | 2                | 0                | 0                  | 0               | 0                | 0                | 0   | 0              | 0              | 0                | 0                 | 0                | 1                | 16                | 0                   |
| 308 - Lac de Lussy  | 3.40                        | 0                 | 0               | 3                | 0                | 0                  | 0               | 0                | 0                | 0   | 4              | 0              | 0                | 0                 | 0                | 0                | 7                 | 0                   |
| <b>Total</b>  | <b>1'516.40</b>             | <b>1'332</b>      | <b>1</b>        | <b>1'347</b>     | <b>3'621</b>     | <b>52'079</b>      | <b>0</b>        | <b>10'000</b>    | <b>0</b>         | <b>38</b>   | <b>29'436</b>  | <b>10</b>      | <b>29</b>        | <b>16</b>         | <b>5</b>         | <b>1'661</b>     | <b>37'496</b>     | <b>62'079</b>       |
| <b>Total de tous les cours d'eau et lacs<br/>Total Gewässer</b> | <b>1'893.30</b>             | <b>8'769</b>      | <b>60</b>       | <b>1'418</b>     | <b>3'653</b>     | <b>225'060</b>     | <b>0</b>        | <b>10'000</b>    | <b>0</b>         | <b>172</b>  | <b>31'242</b>  | <b>31</b>      | <b>63</b>        | <b>59</b>         | <b>40</b>        | <b>1'786</b>     | <b>47'293</b>     | <b>235'060</b>      |



## A2 - Capture par espèces et pression de pêche - Ensemble des captures (poids) Fangergebniss pro Art und Fischdruck - Gesamtfangergebnis (Gewicht)

| Année / Jahr  | Poids en kilos / Gewicht in Kg |                             |                   |                        |                 |                  |                  |                |                |                  |                   |                  | Total            |            |
|---|--------------------------------|-----------------------------|-------------------|------------------------|-----------------|------------------|------------------|----------------|----------------|------------------|-------------------|------------------|------------------|------------|
|   | Cours d'eau et lacs / Gewässer | Surface (ha)<br>Fläche (ha) | Truite<br>Forelle | Arc-en-ciel<br>Regenb. | Ombre<br>Aesche | Brochet<br>Hecht | Sandre<br>Zander | Perche<br>Egli | Silure<br>Wels | Carpe<br>Karpfen | Tanche<br>Schleie | Barbeau<br>Barbe | Chevaine<br>Alet | Kilos      |
| 273 - Hongrin   | 2.1                            | 7                           | 0                 | 0                      | 0               | 0                | 0                | 0              | 0              | 0                | 0                 | 0                | 7                | 3.4        |
| 275 - Parimbot  | 1.2                            | 2                           | 0                 | 0                      | 0               | 0                | 0                | 0              | 0              | 0                | 0                 | 0                | 2                | 2.0        |
| 277 - Corjon  | 0.3                            | 1                           | 0                 | 0                      | 0               | 0                | 0                | 0              | 0              | 0                | 0                 | 0                | 1                | 3.4        |
| 278 - Tatreil   | 0.7                            | 2                           | 0                 | 0                      | 0               | 0                | 0                | 0              | 0              | 0                | 0                 | 0                | 2                | 2.6        |
| 280 - Biordaz   | 0.3                            | 0                           | 0                 | 0                      | 0               | 0                | 1                | 0              | 0              | 0                | 0                 | 0                | 1                | 2.4        |
| 281 - Corbéron  | 0.2                            | 0                           | 0                 | 0                      | 0               | 0                | 0                | 0              | 0              | 0                | 0                 | 0                | 0                | 0.0        |
| 282 - Canal de la Broye   | 13.4                           | 0                           | 0                 | 0                      | 84              | 4                | 145              | 67             | 43             | 34               | 0                 | 0                | 377              | 28.0       |
| <b>Total</b>  | <b>376.9</b>                   | <b>1'217</b>                | <b>24</b>         | <b>24</b>              | <b>142</b>      | <b>64</b>        | <b>181</b>       | <b>74</b>      | <b>44</b>      | <b>34</b>        | <b>18</b>         | <b>50</b>        | <b>1'870</b>     | <b>5.0</b> |
| 300 - Lac de la Gruyère   | 920.0                          | 16                          | 5                 | 0                      | 1'408           | 2'724            | 1'771            | 25             | 10             | 1                | 3                 | 180              | 6'142            | 6.7        |
| 301 - Schiffenensee   | 420.0                          | 21                          | 6                 | 0                      | 1'246           | 3'380            | 800              | 7              | 27             | 11               | 0                 | 469              | 5'968            | 14.2       |
| 302 - Schwarzsee  | 49.0                           | 1                           | 1                 | 0                      | 138             | 32               | 45               | 4              | 0              | 1                | 0                 | 0                | 222              | 4.5        |
| 303 - Lac de Lessoc   | 20.0                           | 215                         | 4                 | 0                      | 0               | 8                | 2                | 0              | 0              | 0                | 0                 | 0                | 229              | 11.4       |
| 305 - Lac de Montsalvens  | 74.0                           | 17                          | 0                 | 0                      | 18              | 0                | 326              | 0              | 0              | 0                | 0                 | 15               | 376              | 5.1        |
| 307 - Lac de Pérolles   | 30.0                           | 2                           | 0                 | 0                      | 4               | 0                | 0                | 0              | 0              | 0                | 0                 | 0                | 7                | 0.2        |
| 308 - Lac de Lussy  | 3.4                            | 0                           | 0                 | 0                      | 6               | 0                | 0                | 0              | 0              | 0                | 0                 | 0                | 6                | 1.9        |
| <b>Total</b>  | <b>1'516.4</b>                 | <b>272</b>                  | <b>16</b>         | <b>0</b>               | <b>2'820</b>    | <b>6'144</b>     | <b>2'944</b>     | <b>35</b>      | <b>38</b>      | <b>13</b>        | <b>3</b>          | <b>664</b>       | <b>12'948</b>    | <b>8.5</b> |
| <b>Total de tous les cours d'eau et lacs<br/>Total Gewässer</b> | <b>1'893.3</b>                 | <b>1'489</b>                | <b>39</b>         | <b>24</b>              | <b>2'962</b>    | <b>6'208</b>     | <b>3'124</b>     | <b>109</b>     | <b>82</b>      | <b>47</b>        | <b>20</b>         | <b>714</b>       | <b>14'818</b>    | <b>7.8</b> |

# B1 - Répartition des captures

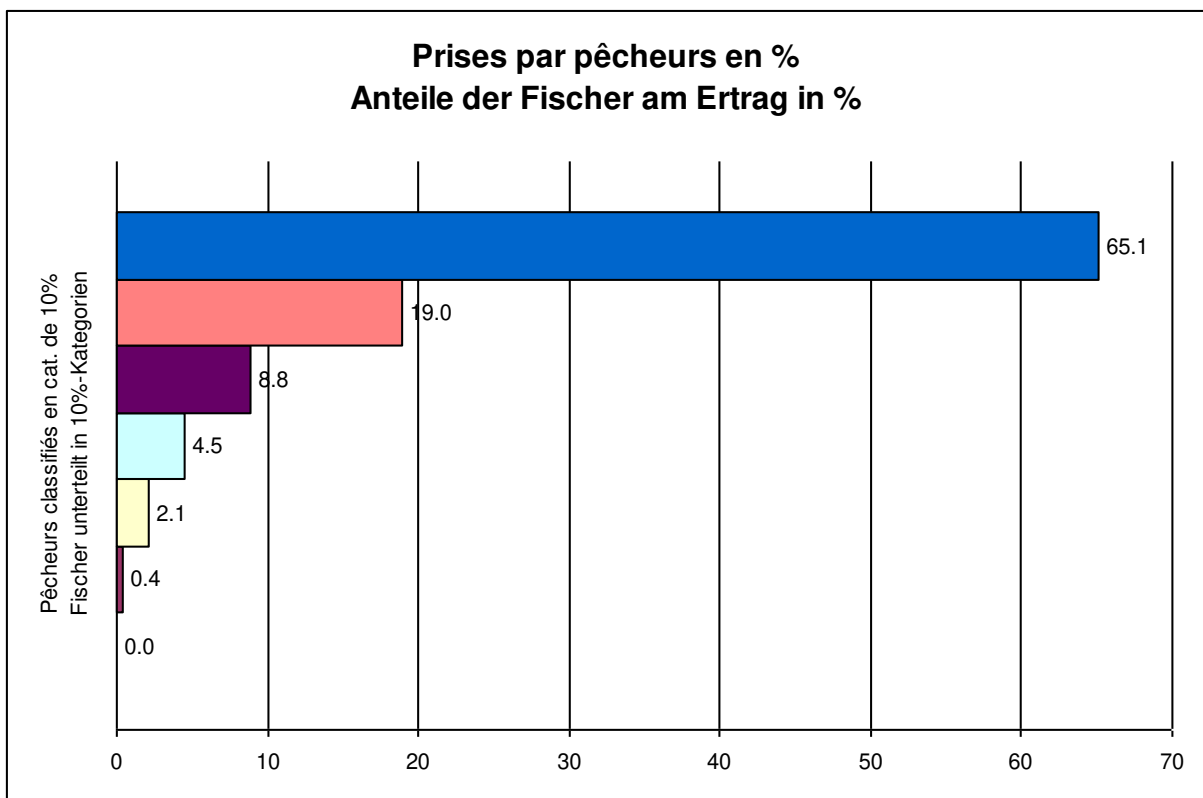
## Verteilung des Fangertrages

Année / Jahr 2020

Espèces de poisson: truite, ombre, brochet, sandre

Fischarten: Forelle, Aesche, Hecht, Zander

| Pêcheurs / Fischer |                   | Captures / Fänge |                   | Captures par pêcheur | Fänge pro Fischer |
|--------------------|-------------------|------------------|-------------------|----------------------|-------------------|
| %                  | Quantité / Anzahl | %                | Quantité / Anzahl |                      |                   |
| 10                 | 248               | 65.1             | 9'190             |                      | 37.1              |
| 10                 | 248               | 19.0             | 2'678             |                      | 10.8              |
| 10                 | 248               | 8.8              | 1'245             |                      | 5.0               |
| 10                 | 248               | 4.5              | 633               |                      | 2.6               |
| 10                 | 248               | 2.1              | 302               |                      | 1.2               |
| 10                 | 248               | 0.4              | 60                |                      | 0.2               |
| 10                 | 248               | 0.0              | 0                 |                      | 0.0               |
| 10                 | 248               | 0.0              | 0                 |                      | 0.0               |
| 10                 | 248               | 0.0              | 0                 |                      | 0.0               |
| 10                 | 248               | 0.0              | 0                 |                      | 0.0               |
| <b>100</b>         | <b>2'486</b>      | <b>100.0</b>     | <b>14'108</b>     |                      | <b>5.7</b>        |

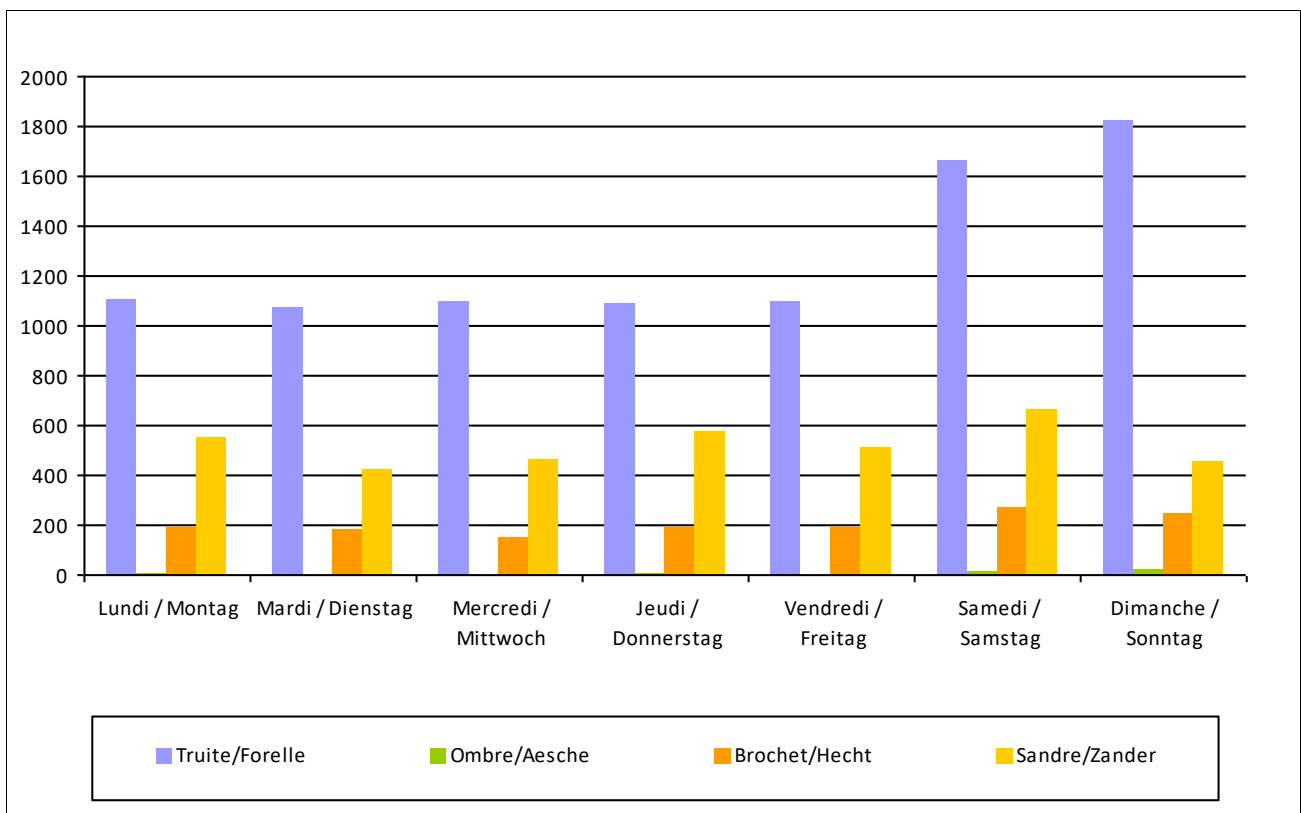




## B2 - Captures selon le jour de la semaine Fangergebnisse nach Wochentagen

Année / Jahr 2020

| Jour / Wochentag    | Truite / Forelle | Brochet / Hecht | Ombre / Aesche | Sandre / Zander | Total         |
|---------------------|------------------|-----------------|----------------|-----------------|---------------|
| Lundi / Montag      | 1'102            | 190             | 8              | 551             | 1851          |
| Mardi / Dienstag    | 1'074            | 181             | 2              | 425             | 1682          |
| Mercredi / Mittwoch | 1'093            | 150             | 3              | 468             | 1714          |
| Jeudi / Donnerstag  | 1'086            | 193             | 6              | 574             | 1859          |
| Vendredi / Freitag  | 1'098            | 190             | 2              | 514             | 1804          |
| Samedi / Samstag    | 1'663            | 269             | 14             | 666             | 2612          |
| Dimanche / Sonntag  | 1'827            | 245             | 25             | 455             | 2552          |
| <b>Total</b>        | <b>8'943</b>     | <b>1'418</b>    | <b>60</b>      | <b>3'653</b>    | <b>14'074</b> |



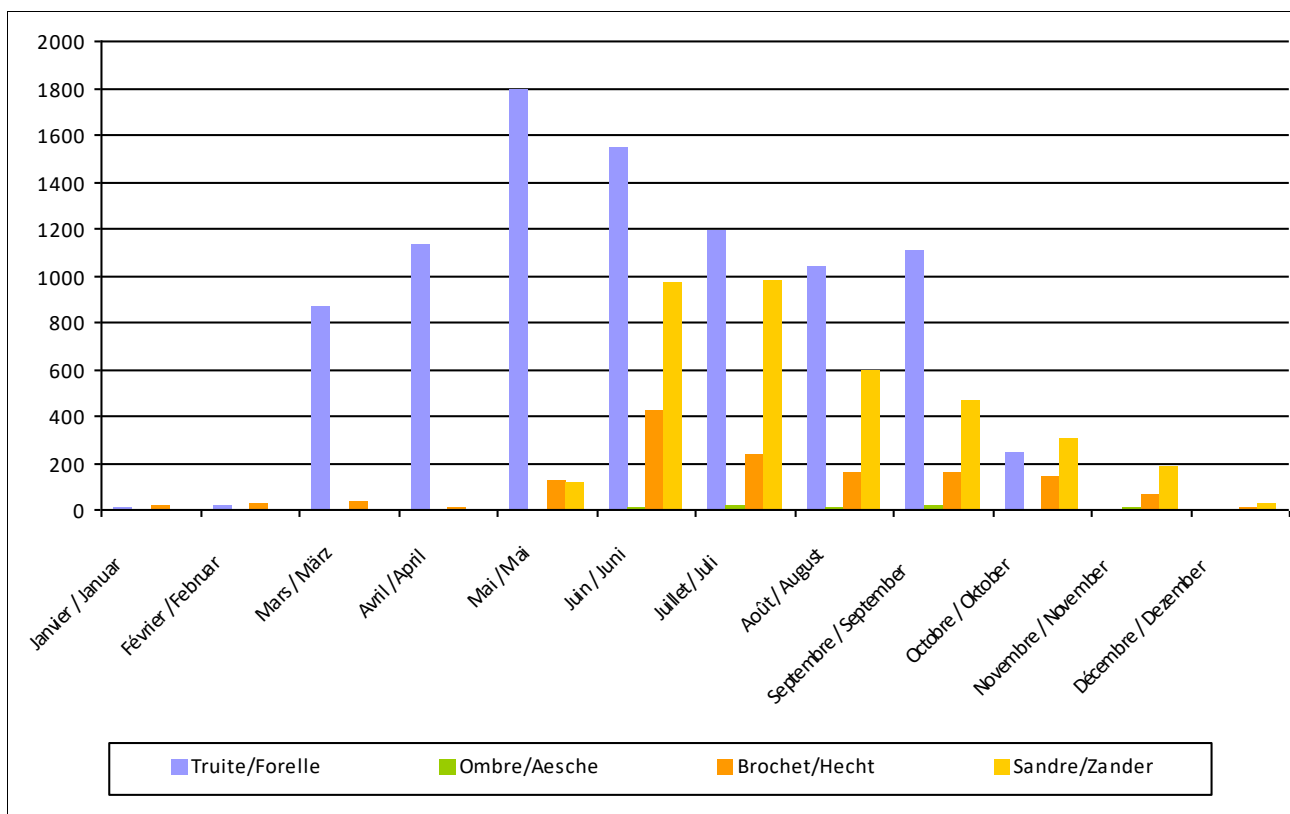




## B3 - Captures selon le mois Fangergebnisse nach Monaten

Année / Jahr 2020

| Mois / Monat        | Truite / Forelle | Brochet / Hecht | Ombre / Aesche | Sandre / Zander | Total         |
|---------------------|------------------|-----------------|----------------|-----------------|---------------|
| Janvier / Januar    | 8                | 19              | 0              | 3               | 30            |
| Février / Februar   | 14               | 28              | 0              | 0               | 42            |
| Mars / März         | 870              | 33              | 0              | 1               | 904           |
| Avril / April       | 1'131            | 6               | 0              | 1               | 1138          |
| Mai / Mai           | 1'794            | 126             | 0              | 117             | 2037          |
| Juin / Juni         | 1'549            | 429             | 10             | 967             | 2955          |
| Juillet / Juli      | 1'188            | 239             | 13             | 982             | 2422          |
| Août / August       | 1'039            | 158             | 12             | 595             | 1804          |
| Septembre / Septemb | 1'107            | 159             | 13             | 469             | 1748          |
| Octobre / Oktober   | 243              | 143             | 2              | 305             | 693           |
| Novembre / November | 0                | 71              | 7              | 187             | 265           |
| Décembre / Dezember | 0                | 7               | 3              | 26              | 36            |
| <b>Total</b>        | <b>8'943</b>     | <b>1'418</b>    | <b>60</b>      | <b>3'653</b>    | <b>14'074</b> |



# C1 - Repeuplement - Besatz

Année / Jahr 2020

| Espèce<br>Fischart                 | Cours d'eau<br>Gewässer | Surface (ha)<br>Fläche (ha) | Oeufs<br>Eier<br>(Vibert) | Alevins<br>Brütlinge | Préestivaux<br>Vorsommerl. | Estivaux<br>Sommerlinge | Juveniles<br>Jungfish<br><22cm | Adultes<br>Massfish<br>>22cm | Total  | Unités<br>d'alevinage<br>Besatz-<br>einheiten | UA par<br>surface<br>BE pro<br>Fläche |
|------------------------------------|-------------------------|-----------------------------|---------------------------|----------------------|----------------------------|-------------------------|--------------------------------|------------------------------|--------|---|---------------------------------------|
| Truite de rivière /<br>Bachforelle |                         |                             |                           |                      |                            |                         |                                |                              |        |   |                                       |
| 100 - Sarine 0                     |                         | 7.50                        | 0                         | 0                    | 0                          | 7'860                   | 207                            | 43                           | 8'110  | 8'300   | 1'106.6                               |
| 101 - Sarine 1                     |                         | 19.91                       | 0                         | 0                    | 0                          | 430                     | 20                             | 2                            | 452    | 466   | 23.4                                  |
| 102 - Sarine 2                     |                         | 27.52                       | 0                         | 0                    | 0                          | 22'500                  | 0                              | 0                            | 22'500 | 22'500  | 817.6                                 |
| 104 - Sarine 4                     |                         | 42.51                       | 37'000                    | 0                    | 0                          | 20'016                  | 48                             | 3                            | 20'067 | 20'097  | 472.8                                 |
| 111 - Warme Sense                  |                         | 3.78                        | 0                         | 0                    | 0                          | 779                     | 371                            | 44                           | 1'194  | 1'468   | 388.2                                 |
| 120 - Glâne inférieure             |                         | 23.15                       | 0                         | 70'000               | 0                          | 0                       | 0                              | 0                            | 70'000 | 7'000   | 302.4                                 |
| 121 - Glâne supérieure             |                         | 11.04                       | 0                         | 0                    | 0                          | 220                     | 7                              | 4                            | 231    | 243   | 22.0                                  |
| 124 - Glâney                       |                         | 0.89                        | 0                         | 0                    | 0                          | 305                     | 74                             | 9                            | 388    | 443   | 497.8                                 |
| 125 - Neirigue                     |                         | 6.25                        | 0                         | 30'000               | 0                          | 0                       | 0                              | 0                            | 30'000 | 3'000   | 480.0                                 |
| 130 - Aergera                      |                         | 13.41                       | 0                         | 0                    | 0                          | 14'277                  | 290                            | 26                           | 14'593 | 14'790  | 1'102.9                               |
| 150 - Broye inférieure             |                         | 14.90                       | 0                         | 0                    | 0                          | 1'775                   | 2'144                          | 1'528                        | 5'447  | 9'575   | 642.6                                 |
| 151 - Broye moyenne                |                         | 16.06                       | 0                         | 0                    | 0                          | 180                     | 4'060                          | 10                           | 4'250  | 6'300   | 392.3                                 |
| 152 - Broye supérieure             |                         | 5.93                        | 5'000                     | 0                    | 0                          | 3'500                   | 0                              | 0                            | 3'500  | 3'500   | 590.2                                 |
| 154 - Vézenand                     |                         | 0.48                        | 0                         | 0                    | 0                          | 600                     | 0                              | 0                            | 600    | 600   | 1'250.0                               |
| 155 - Cibe                         |                         | 0.12                        | 0                         | 0                    | 0                          | 400                     | 0                              | 0                            | 400    | 400   | 3'333.3                               |
| 170 - Jogne                        |                         | 15.10                       | 0                         | 0                    | 0                          | 21'130                  | 48                             | 6                            | 21'184 | 21'220  | 1'405.3                               |
| 171 - Gorges de la Jogne           |                         | 2.61                        | 0                         | 0                    | 0                          | 550                     | 300                            | 0                            | 850    | 1'000   | 383.1                                 |
| 180 - Javroz                       |                         | 4.02                        | 0                         | 0                    | 0                          | 5'522                   | 17                             | 0                            | 5'539  | 5'548   | 1'380.0                               |

# C1 - Repeuplement - Besatz

Année / Jahr 2020

| Espèce<br>Fischart | Cours d'eau<br>Gewässer                          | Surface (ha)<br>Fläche (ha) | Oeufs<br>Eier<br>(Vibert) | Alevins<br>Brütlinge | Préestivaux<br>Vorsommerl. | Estivaux<br>Sommerlinge | Juveniles<br>Jungfish<br><22cm | Adultes<br>Massfish<br>>22cm | Total          | Unités<br>d'alevinage<br>Besatz-<br>einheiten | UA par<br>surface<br>BE pro<br>Fläche |
|--------------------|--|-----------------------------|---------------------------|----------------------|----------------------------|-------------------------|--------------------------------|------------------------------|----------------|---|---------------------------------------|
|                    | 200 - Sionge                                     | 4.48                        | 0                         | 0                    | 0                          | 8'500                   | 0                              | 0                            | 8'500          | 8'500   | 1'897.3                               |
|                    | 220 - Trême                                      | 18.18                       | 0                         | 30'000               | 0                          | 6'416                   | 76                             | 8                            | 36'500         | 9'554   | 525.5                                 |
|                    | 230 - Veveyse de Châtel                          | 5.17                        | 0                         | 0                    | 15'000                     | 0                       | 0                              | 0                            | 15'000         | 7'500   | 1'450.7                               |
|                    | 250 - Arbogne                                    | 6.60                        | 0                         | 0                    | 0                          | 3'000                   | 1'400                          | 0                            | 4'400          | 5'100   | 772.7                                 |
|                    | 271 - Chandon                                    | 1.19                        | 0                         | 0                    | 0                          | 3'099                   | 31                             | 11                           | 3'141          | 3'179   | 2'671.0                               |
|                    | 272 - Sonnaz                                     | 1.27                        | 0                         | 8'000                | 0                          | 5'000                   | 0                              | 0                            | 13'000         | 5'800   | 4'566.9                               |
|                    | 273 - Hongrin                                    | 2.10                        | 0                         | 0                    | 0                          | 4'000                   | 0                              | 0                            | 4'000          | 4'000   | 1'904.8                               |
|                    | 278 - Tatrel                                     | 0.68                        | 5'000                     | 0                    | 0                          | 2'000                   | 0                              | 0                            | 2'000          | 2'000   | 2'941.2                               |
|                    | 280 - Biordaz                                    | 0.33                        | 0                         | 0                    | 0                          | 900                     | 0                              | 0                            | 900            | 900   | 2'727.3                               |
|                    | 300 - Lac de la Gruyère                          | 920.00                      | 13'000                    | 0                    | 0                          | 1'000                   | 0                              | 0                            | 1'000          | 1'000   | 1.1                                   |
|                    | 302 - Schwarzsee                                 | 49.00                       | 0                         | 0                    | 0                          | 500                     | 0                              | 0                            | 500            | 500   | 10.2                                  |
|                    | 303 - Lac de Lessoc                              | 20.00                       | 0                         | 0                    | 0                          | 17'537                  | 6'096                          | 16                           | 23'649         | 26'729  | 1'336.5                               |
|                    | 305 - Lac de Montsalvens                         | 74.00                       | 0                         | 0                    | 0                          | 15'000                  | 4'000                          | 0                            | 19'000         | 21'000  | 283.8                                 |
|                    | 500 - Lac de Morat                               | 0.00                        | 0                         | 0                    | 0                          | 1'605                   | 212                            | 34                           | 1'851          | 2'025   | 0.0                                   |
|                    | <b>Total Truite de rivière /<br/>Bachforelle</b> |                             | <b>60'000</b>             | <b>138'000</b>       | <b>15'000</b>              | <b>168'601</b>          | <b>19'401</b>                  | <b>1'744</b>                 | <b>342'746</b> | <b>224'235</b>                                |                                       |

# C1 - Repeuplement - Besatz

Année / Jahr 2020

| Espèce<br>Fischart                      | Cours d'eau<br>Gewässer                       | Surface (ha)<br>Fläche (ha) | Oeufs<br>Eier<br>(Vibert) | Alevins<br>Brütlinge | Préestivaux<br>Vorsommerl. | Estivaux<br>Sommerlinge | Juveniles<br>Jungfish<br><22cm | Adultes<br>Massfish<br>>22cm | Total          | Unités<br>d'alevinage<br>Besatz-<br>einheiten | UA par<br>surface<br>BE pro<br>Fläche |
|---|---|-----------------------------|---------------------------|----------------------|----------------------------|-------------------------|--------------------------------|------------------------------|----------------|---|---------------------------------------|
| <b>Truite lacustre /<br/>Seeforelle</b> |   |                             |                           |                      |                            |                         |                                |                              |                |   |                                       |
|   | 300 - Lac de la Gruyère                       | 920.00                      | 0                         | 11'500               | 0                          | 0                       | 0                              | 0                            | 11'500         | 1'150   | 1.3                                   |
|   | 301 - Schiffensee                             | 420.00                      | 0                         | 17'000               | 0                          | 0                       | 0                              | 0                            | 17'000         | 1'700   | 4.0                                   |
|   | <b>Total Truite lacustre /<br/>Seeforelle</b> |                             | <b>0</b>                  | <b>28'500</b>        | <b>0</b>                   | <b>0</b>                | <b>0</b>                       | <b>0</b>                     | <b>28'500</b>  | <b>2'850</b>                                  |                                       |
| <b>Brochet / Hecht</b>                  |   |                             |                           |                      |                            |                         |                                |                              |                |   |                                       |
|   | 300 - Lac de la Gruyère                       | 920.00                      | 0                         | 50'000               | 0                          | 0                       | 0                              | 0                            | 50'000         | 5'000   | 5.4                                   |
|   | 301 - Schiffensee                             | 420.00                      | 0                         | 50'000               | 0                          | 0                       | 0                              | 0                            | 50'000         | 5'000   | 11.9                                  |
|   | <b>Total Brochet / Hecht</b>                  |                             | <b>0</b>                  | <b>100'000</b>       | <b>0</b>                   | <b>0</b>                | <b>0</b>                       | <b>0</b>                     | <b>100'000</b> | <b>10'000</b>                                 |                                       |
|   | <b>TOTAL</b>                                  |                             | <b>60'000</b>             | <b>266'500</b>       | <b>15'000</b>              | <b>168'601</b>          | <b>19'401</b>                  | <b>1'744</b>                 | <b>471'246</b> | <b>237'085</b>                                |                                       |



## C2 - Evolution prises / repeuplement sur 10 ans par espèces - Pêche fribourgeoise Fangentwicklung / Wiederbevölkerung während 10 Jahren pro Art - Freiburger Fischerei

| Années / Jahre  | Truite Forelle |                | Arc-en-ciel Regenbogen |          | Ombre Aesche |          | Brochet Hecht |              | Sandre Zander |              | Perche Egli  |          | Silure Wels |          | Carpe Karpfen |          | Tanche Schleie |          | Barbeau Barbe |          | Chevaine Alet |          |
|---|----------------|----------------|------------------------|----------|--------------|----------|---------------|--------------|---------------|--------------|--------------|----------|-------------|----------|---------------|----------|----------------|----------|---------------|----------|---------------|----------|
|   | Kg             | UA / BE        | Kg                     | UA / BE  | Kg           | UA / BE  | Kg            | UA / BE      | Kg            | UA / BE      | Kg           | UA / BE  | Kg          | UA / BE  | Kg            | UA / BE  | Kg             | UA / BE  | Kg            | UA / BE  | Kg            | UA / BE  |
| 2010  | 2'134          | 218'131        | 48                     | 0        | 41           | 0        | 4'996         | 0            | 8'083         | 0            | 3'730        | 0        | 28          | 0        | 18            | 0        | 18             | 0        | 11            | 0        | 62            | 0        |
| 2011  | 2'053          | 201'049        | 36                     | 0        | 35           | 0        | 5'633         | 0            | 7'870         | 0            | 4'106        | 0        | 42          | 0        | 52            | 0        | 15             | 0        | 5             | 0        | 64            | 0        |
| 2012  | 1'896          | 215'606        | 39                     | 0        | 40           | 0        | 5'570         | 0            | 7'483         | 0            | 2'512        | 0        | 53          | 0        | 21            | 0        | 34             | 0        | 7             | 0        | 74            | 0        |
| 2013  | 2'150          | 250'142        | 47                     | 0        | 38           | 0        | 4'573         | 0            | 7'993         | 15'000       | 2'802        | 0        | 18          | 0        | 53            | 0        | 19             | 0        | 0             | 0        | 88            | 0        |
| 2014  | 2'467          | 239'312        | 39                     | 0        | 41           | 0        | 4'738         | 0            | 7'722         | 0            | 2'410        | 0        | 28          | 0        | 17            | 0        | 9              | 0        | 0             | 0        | 86            | 0        |
| 2015  | 1'995          | 253'996        | 38                     | 0        | 36           | 0        | 5'014         | 0            | 6'701         | 0            | 3'055        | 0        | 39          | 0        | 38            | 0        | 20             | 0        | 7             | 0        | 80            | 0        |
| 2016  | 1'996          | 258'651        | 77                     | 0        | 40           | 0        | 5'359         | 0            | 6'776         | 0            | 2'962        | 0        | 105         | 0        | 78            | 0        | 21             | 0        | 20            | 0        | 334           | 0        |
| 2017  | 1'876          | 218'576        | 16                     | 0        | 33           | 0        | 3'723         | 2'325        | 7'159         | 0            | 2'322        | 0        | 63          | 0        | 77            | 0        | 26             | 0        | 9             | 0        | 396           | 0        |
| 2018  | 1'417          | 218'051        | 37                     | 0        | 29           | 0        | 3'877         | 0            | 7'265         | 0            | 2'716        | 0        | 35          | 0        | 97            | 0        | 50             | 0        | 16            | 0        | 246           | 0        |
| 2019  | 1'216          | 212'529        | 21                     | 0        | 22           | 0        | 3'189         | 8'200        | 5'178         | 0            | 2'381        | 0        | 21          | 0        | 39            | 0        | 20             | 0        | 12            | 0        | 338           | 0        |
| 2020  | 1'489          | 225'060        | 39                     | 0        | 24           | 0        | 2'962         | 10'000       | 6'208         | 0            | 3'124        | 0        | 109         | 0        | 82            | 0        | 47             | 0        | 20            | 0        | 714           | 0        |
| <b>Moyenne sur 10 ans<br/>Durchschnitt für 10 Jahre</b> | <b>1'881</b>   | <b>228'282</b> | <b>40</b>              | <b>0</b> | <b>34</b>    | <b>0</b> | <b>4'512</b>  | <b>1'866</b> | <b>7'131</b>  | <b>1'364</b> | <b>2'920</b> | <b>0</b> | <b>49</b>   | <b>0</b> | <b>52</b>     | <b>0</b> | <b>25</b>      | <b>0</b> | <b>10</b>     | <b>0</b> | <b>226</b>    | <b>0</b> |

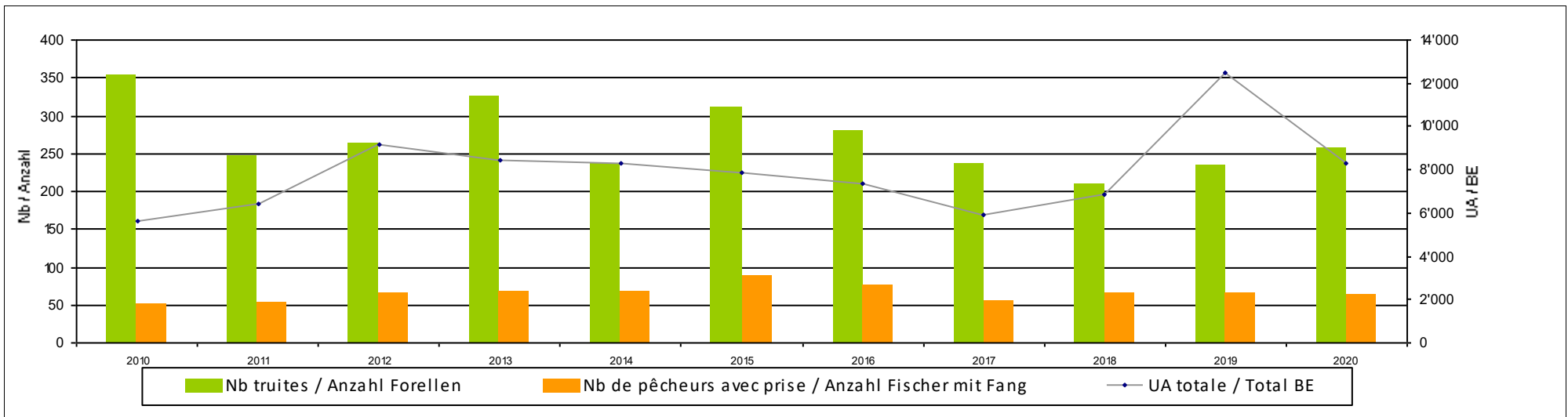
# 100 Sarine 0

Informationen Wasserlauf - Fischerei

Länge (m) :

Fläche (ha) : 7.5

| Jahr          | Direktbesatz     |     |     |     |     |     |      |     | Auszuchtbäche           |              | Total        | Fänge      |           |          |           |           | Total        | Fangdruck             |
|---------------|------------------|-----|-----|-----|-----|-----|------|-----|-------------------------|--------------|--------------|------------|-----------|----------|-----------|-----------|--------------|-----------------------|
|               | BE direkt Besatz | Brü | Vor | Som | Jun | Mas | Eie. | Ver | Nr des Auszuchtbaes     | BE des AB    | Total BE     | Forelle    | Aesche    | Hecht    | Egli      | Anderes   | Totale Fänge | Anz. Fischer mit Fang |
| 2010          | 4'000            |     |     | x   |     |     |      |     | 40204                   | 1'607        | 5'607        | 354        | 9         | 3        | 115       | 4         | 485          | 51                    |
| 2011          | 2'590            |     |     | x   |     |     |      |     | 40204                   | 3'811        | 6'401        | 248        | 8         | 1        | 113       | 1         | 371          | 53                    |
| 2012          | 2'586            |     |     | x   |     |     |      |     | 40204 40409             | 6'552        | 9'138        | 264        | 20        | 6        | 35        | 2         | 327          | 66                    |
| 2013          | 4'000            |     |     | x   |     |     |      |     | 40204 40409             | 4'433        | 8'433        | 325        | 8         | 1        | 33        | 11        | 378          | 69                    |
| 2014          | 2'000            |     |     | x   |     |     |      |     | 40204 40409             | 6'300        | 8'300        | 237        | 11        | 2        | 26        | 0         | 276          | 69                    |
| 2015          | 4'000            |     |     | x   |     |     |      |     | 40204                   | 3'872        | 7'872        | 311        | 8         | 11       | 110       | 93        | 533          | 89                    |
| 2016          | 3'000            |     |     | x   |     |     |      |     | 40204 40409             | 4'389        | 7'389        | 281        | 16        | 1        | 56        | 8         | 362          | 77                    |
| 2017          | 2'700            |     |     | x   |     |     |      |     | 40204 40409             | 3'251        | 5'951        | 238        | 5         | 0        | 40        | 18        | 301          | 56                    |
| 2018          | 3'000            |     |     | x   |     |     |      |     | 40204 40210 40409       | 3'874        | 6'874        | 211        | 7         | 3        | 385       | 63        | 669          | 66                    |
| 2019          | 9'000            |     |     | x   |     |     |      |     | 40107 40204 40210 40409 | 3'514        | 12'514       | 236        | 9         | 8        | 27        | 30        | 310          | 66                    |
| 2020          | 5'000            |     |     | x   |     |     |      |     | 40107 40204 40409       | 3'300        | 8'300        | 258        | 15        | 7        | 20        | 25        | 325          | 63                    |
| <b>Mittel</b> | <b>3'807</b>     |     |     |     |     |     |      |     |                         | <b>4'082</b> | <b>7'889</b> | <b>269</b> | <b>11</b> | <b>4</b> | <b>87</b> | <b>23</b> | <b>394</b>   | <b>66</b>             |



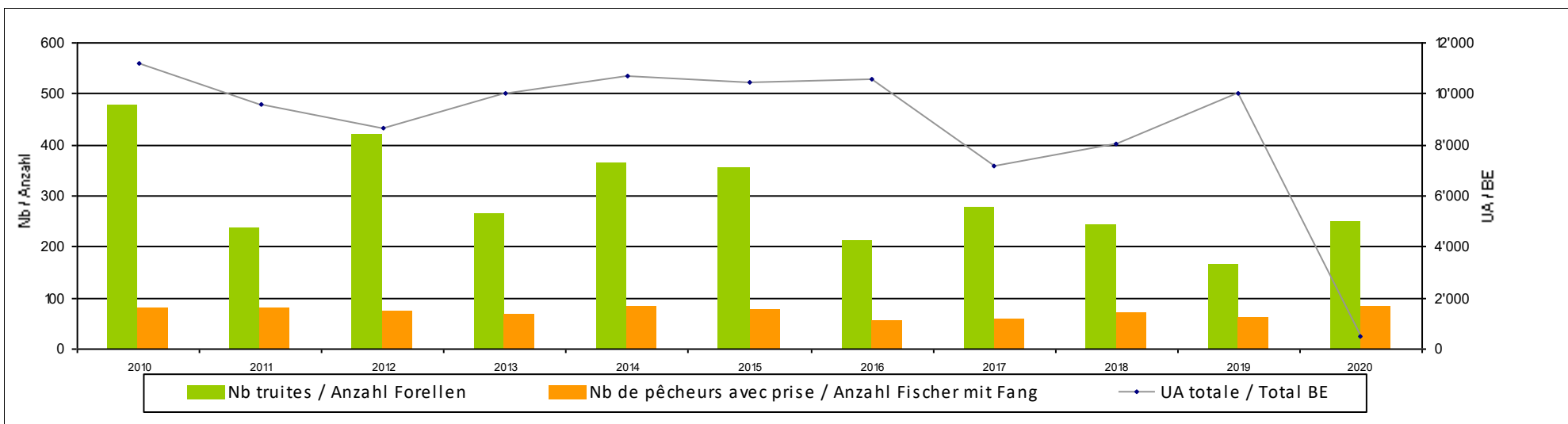
# 101 Sarine 1

Infos cours d'eau - pêche

Longueur (m) :

Surface (ha) : 19.91

| Année         | Alevinage direct |     |     |     |     |     |     |     | Ruisseau d'élevage       |            |              | Total      | Captures  |           |           |           |                  | Total                  | Pression |
|---------------|------------------|-----|-----|-----|-----|-----|-----|-----|--------------------------|------------|--------------|------------|-----------|-----------|-----------|-----------|------------------|------------------------|----------|
|               | UA alev. direct  | Ale | Pre | Est | Juv | Adu | Oeu | Aut | No du ruisseau d'élevage | UA des RE  | UA totale    | Truite     | Ombre     | Brochet   | Perche    | Autres    | Captures totales | Nb pêcheurs avec prise |          |
| 2010          | 10'001           |     |     |     | x   |     |     |     | 40204 40205              | 1'201      | 11'202       | 479        | 26        | 9         | 27        | 31        | 572              | 81                     |          |
| 2011          | 8'620            |     |     | x   |     |     |     |     | 40205                    | 937        | 9'557        | 239        | 33        | 22        | 196       | 17        | 507              | 81                     |          |
| 2012          | 8'620            |     |     | x   |     |     |     |     | 40205                    | 11         | 8'631        | 422        | 38        | 12        | 270       | 10        | 752              | 73                     |          |
| 2013          | 10'000           |     |     | x   |     |     |     |     | 40205                    | 10         | 10'010       | 265        | 22        | 53        | 13        | 28        | 381              | 67                     |          |
| 2014          | 10'000           |     |     | x   | x   |     |     |     | 40205                    | 700        | 10'700       | 365        | 29        | 5         | 121       | 41        | 561              | 85                     |          |
| 2015          | 10'001           |     |     | x   | x   |     |     |     | 40205                    | 451        | 10'452       | 357        | 20        | 1         | 56        | 1         | 435              | 77                     |          |
| 2016          | 10'001           |     |     |     | x   |     |     |     | 40205                    | 605        | 10'606       | 213        | 18        | 5         | 97        | 141       | 474              | 56                     |          |
| 2017          | 6'667            |     |     | x   |     |     |     |     | 40205                    | 482        | 7'149        | 277        | 24        | 6         | 22        | 93        | 422              | 59                     |          |
| 2018          | 7'500            |     |     |     | x   |     |     |     | 40205                    | 528        | 8'028        | 245        | 20        | 10        | 17        | 112       | 404              | 70                     |          |
| 2019          | 10'000           |     |     | x   |     |     |     |     | -                        | 0          | 10'000       | 167        | 19        | 24        | 11        | 254       | 475              | 63                     |          |
| 2020          | 0                |     |     |     |     |     |     |     | 40205                    | 466        | 466          | 249        | 14        | 9         | 40        | 292       | 604              | 84                     |          |
| <b>Moyen.</b> | <b>8'310</b>     |     |     |     |     |     |     |     |                          | <b>490</b> | <b>8'800</b> | <b>298</b> | <b>24</b> | <b>14</b> | <b>79</b> | <b>93</b> | <b>508</b>       | <b>72</b>              |          |



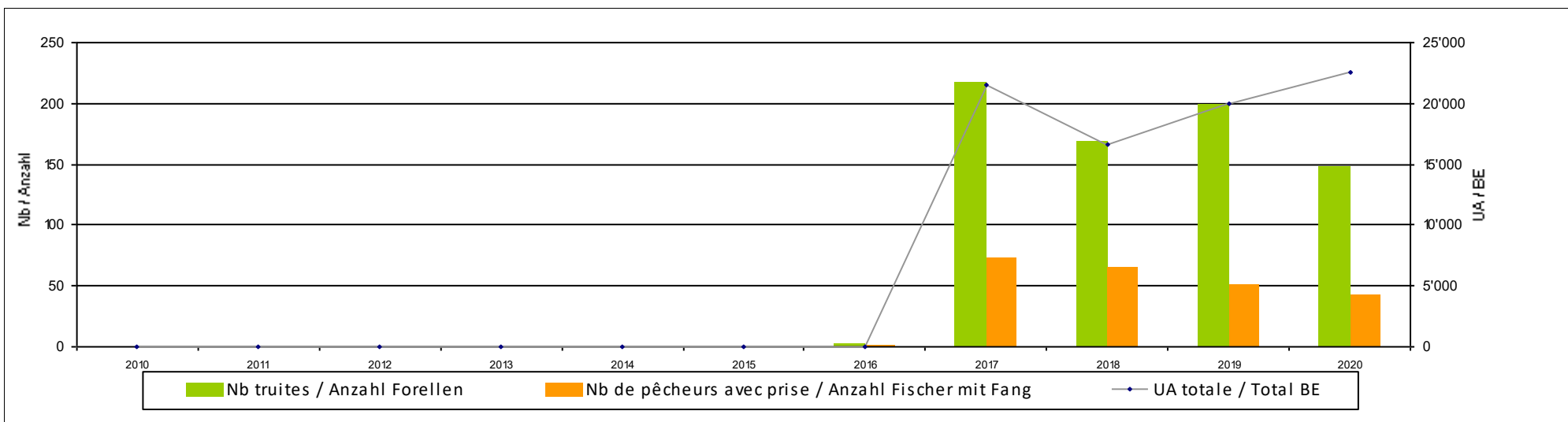
# 102 Sarine 2

Infos cours d'eau - pêche

Longueur (m) :

Surface (ha) : 27.52

| Année         | Alevinage direct |     |     |     |     |     |     |     | Ruisseau d'élevage       |           |              | Total     | Captures |          |          |          |                  | Total                  | Pression |
|---------------|------------------|-----|-----|-----|-----|-----|-----|-----|--------------------------|-----------|--------------|-----------|----------|----------|----------|----------|------------------|------------------------|----------|
|               | Truite           |     |     |     |     |     |     |     | Autres espèces pêchées   |           |              |           |          | Total    | Pression |          |                  |                        |          |
|               | UA alev. direct  | Ale | Pre | Est | Juv | Adu | Oeu | Aut | No du ruisseau d'élevage | UA des RE | UA totale    | Truite    | Ombre    | Brochet  | Perche   | Autres   | Captures totales | Nb pêcheurs avec prise |          |
| 2010          | 0                |     |     |     |     |     |     |     | -                        | 0         | 0            | 0         | 0        | 0        | 0        | 0        | 0                | 0                      |          |
| 2011          | 0                |     |     |     |     |     |     |     | -                        | 0         | 0            | 0         | 0        | 0        | 0        | 0        | 0                | 0                      |          |
| 2012          | 0                |     |     |     |     |     |     |     | -                        | 0         | 0            | 0         | 0        | 0        | 0        | 0        | 0                | 0                      |          |
| 2013          | 0                |     |     |     |     |     |     |     | -                        | 0         | 0            | 0         | 0        | 0        | 0        | 0        | 0                | 0                      |          |
| 2014          | 0                |     |     |     |     |     |     |     | -                        | 0         | 0            | 0         | 0        | 0        | 0        | 0        | 0                | 0                      |          |
| 2015          | 0                |     |     |     |     |     |     |     | -                        | 0         | 0            | 0         | 0        | 0        | 0        | 0        | 0                | 0                      |          |
| 2016          | 0                |     |     |     |     |     |     |     | -                        | 0         | 0            | 2         | 0        | 0        | 0        | 0        | 2                | 1                      |          |
| 2017          | 21'510           |     |     |     | x   |     |     |     | -                        | 0         | 21'510       | 218       | 10       | 5        | 1        | 52       | 286              | 73                     |          |
| 2018          | 16'670           |     |     | x   |     |     |     |     | -                        | 0         | 16'670       | 169       | 12       | 4        | 3        | 8        | 196              | 66                     |          |
| 2019          | 20'000           |     |     | x   |     |     |     |     | -                        | 0         | 20'000       | 200       | 3        | 0        | 0        | 19       | 222              | 52                     |          |
| 2020          | 22'500           |     |     | x   |     |     |     |     | -                        | 0         | 22'500       | 148       | 9        | 3        | 1        | 6        | 167              | 42                     |          |
| <b>Moyen.</b> | <b>7'335</b>     |     |     |     |     |     |     |     |                          | <b>0</b>  | <b>7'335</b> | <b>67</b> | <b>3</b> | <b>1</b> | <b>0</b> | <b>8</b> | <b>79</b>        | <b>21</b>              |          |





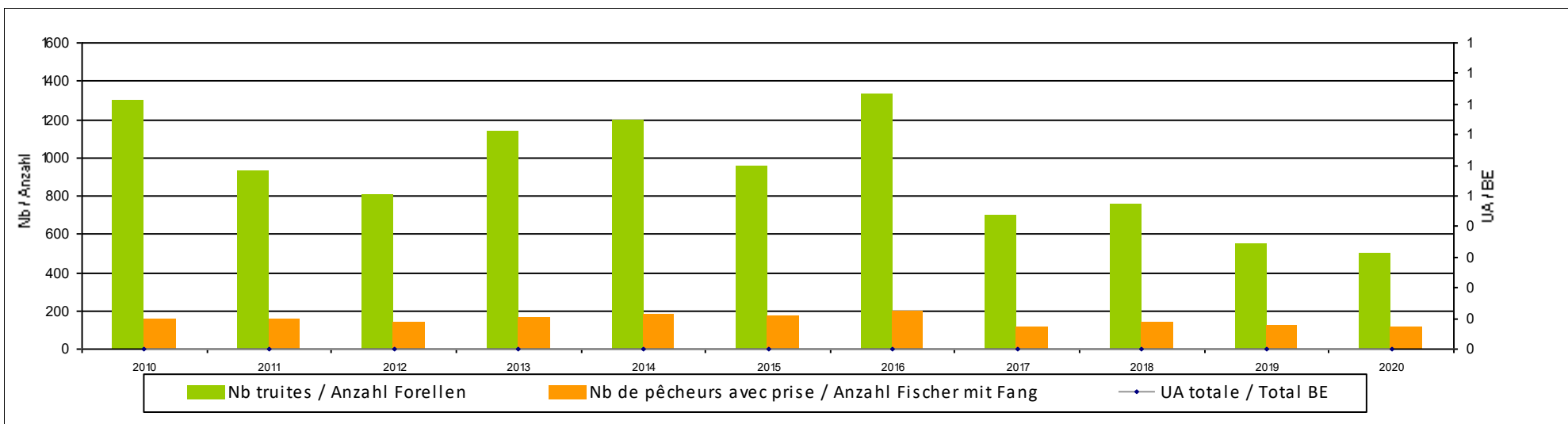
# 103 Sarine 3

Infos cours d'eau - pêche

Longueur (m) :

Surface (ha) : 27.57

| Année         | Alevinage direct |     |     |     |     |     |     |     | Ruisseau d'élevage       |           |           | Total      | Captures |           |          |           |                  | Total                  | Pression |
|---------------|------------------|-----|-----|-----|-----|-----|-----|-----|--------------------------|-----------|-----------|------------|----------|-----------|----------|-----------|------------------|------------------------|----------|
|               | Truite           |     |     |     |     |     |     |     | Autres espèces pêchées   |           |           |            |          | Total     | Pression |           |                  |                        |          |
|               | UA alev. direct  | Ale | Pre | Est | Juv | Adu | Oeu | Aut | No du ruisseau d'élevage | UA des RE | UA totale | Truite     | Ombre    | Brochet   | Perche   | Autres    | Captures totales | Nb pêcheurs avec prise |          |
| 2010          | 0                |     |     |     |     |     |     |     | -                        | 0         | 0         | 1'304      | 10       | 2         | 0        | 9         | 1325             | 160                    |          |
| 2011          | 0                |     |     |     |     |     |     |     | -                        | 0         | 0         | 936        | 6        | 3         | 12       | 12        | 969              | 155                    |          |
| 2012          | 0                |     |     |     |     |     |     |     | -                        | 0         | 0         | 807        | 9        | 3         | 1        | 2         | 822              | 144                    |          |
| 2013          | 0                |     |     |     |     |     |     |     | -                        | 0         | 0         | 1'135      | 12       | 2         | 14       | 172       | 1335             | 165                    |          |
| 2014          | 0                |     |     |     |     |     |     |     | -                        | 0         | 0         | 1'194      | 16       | 5         | 4        | 206       | 1425             | 183                    |          |
| 2015          | 0                |     |     |     |     |     |     |     | -                        | 0         | 0         | 955        | 6        | 43        | 15       | 96        | 1115             | 172                    |          |
| 2016          | 0                |     |     |     |     |     |     |     | -                        | 0         | 0         | 1'340      | 11       | 59        | 32       | 163       | 1605             | 198                    |          |
| 2017          | 0                |     |     |     |     |     |     |     | -                        | 0         | 0         | 698        | 6        | 5         | 2        | 52        | 763              | 116                    |          |
| 2018          | 0                |     |     |     |     |     |     |     | -                        | 0         | 0         | 760        | 9        | 10        | 8        | 25        | 812              | 144                    |          |
| 2019          | 0                |     |     |     |     |     |     |     | -                        | 0         | 0         | 555        | 8        | 1         | 2        | 39        | 605              | 124                    |          |
| 2020          | 0                |     |     |     |     |     |     |     | -                        | 0         | 0         | 505        | 10       | 1         | 0        | 35        | 551              | 119                    |          |
| <b>Moyen.</b> | <b>0</b>         |     |     |     |     |     |     |     |                          | <b>0</b>  | <b>0</b>  | <b>926</b> | <b>9</b> | <b>12</b> | <b>8</b> | <b>74</b> | <b>1030</b>      | <b>153</b>             |          |



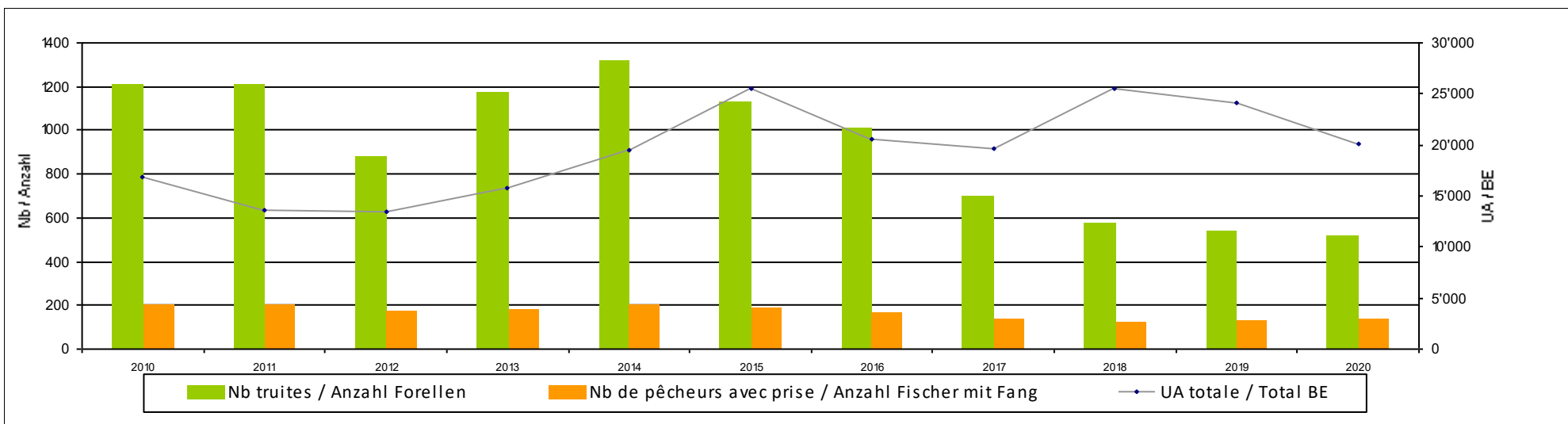
# 104 Sarine 4

Infos cours d'eau - pêche

Longueur (m) :

Surface (ha) : 42.51

| Année         | Alevinage direct |     |     |     |     |     |     |     | Ruisseau d'élevage            |              |               | Total      | Captures  |          |           |           |                  | Total                  | Pression |
|---------------|------------------|-----|-----|-----|-----|-----|-----|-----|-------------------------------|--------------|---------------|------------|-----------|----------|-----------|-----------|------------------|------------------------|----------|
|               | UA alev. direct  | Ale | Pre | Est | Juv | Adu | Oeu | Aut | No du ruisseau d'élevage      | UA des RE    | UA totale     | Truite     | Ombre     | Brochet  | Perche    | Autres    | Captures totales | Nb pêcheurs avec prise |          |
| 2010          | 16'384           | x   |     | x   | x   |     |     |     | 40313 40314                   | 405          | 16'789        | 1'209      | 20        | 1        | 15        | 12        | 1257             | 201                    |          |
| 2011          | 12'661           | x   |     | x   |     |     |     |     | 40305 40316                   | 1'006        | 13'667        | 1'213      | 12        | 1        | 0         | 2         | 1228             | 200                    |          |
| 2012          | 12'271           | x   |     | x   |     |     |     |     | 40305 40316                   | 1'214        | 13'485        | 882        | 8         | 0        | 2         | 2         | 894              | 176                    |          |
| 2013          | 14'246           | x   | x   | x   | x   |     | x   |     | 40305 40316                   | 1'518        | 15'763        | 1'175      | 19        | 0        | 1         | 72        | 1267             | 182                    |          |
| 2014          | 15'919           | x   |     | x   | x   |     | x   |     | 30331 40301 40305 40316 40317 | 3'627        | 19'546        | 1'323      | 9         | 1        | 21        | 8         | 1362             | 204                    |          |
| 2015          | 23'436           | x   | x   | x   | x   |     | x   |     | 40301 40305 40316             | 2'077        | 25'512        | 1'132      | 12        | 0        | 42        | 5         | 1191             | 189                    |          |
| 2016          | 20'605           | x   |     | x   | x   |     | x   |     | -                             | 0            | 20'605        | 1'010      | 10        | 2        | 14        | 14        | 1050             | 164                    |          |
| 2017          | 18'403           |     |     | x   | x   |     | x   |     | 30331 40305                   | 1'273        | 19'675        | 701        | 7         | 2        | 8         | 15        | 733              | 136                    |          |
| 2018          | 25'500           |     |     | x   | x   |     | x   |     | -                             | 0            | 25'500        | 580        | 5         | 3        | 51        | 19        | 658              | 123                    |          |
| 2019          | 23'650           |     |     | x   | x   |     |     |     | 30331                         | 544          | 24'194        | 543        | 6         | 0        | 90        | 64        | 703              | 133                    |          |
| 2020          | 20'000           |     |     | x   |     |     | x   |     | 40305                         | 97           | 20'097        | 521        | 8         | 0        | 44        | 10        | 583              | 135                    |          |
| <b>Moyen.</b> | <b>18'461</b>    |     |     |     |     |     |     |     |                               | <b>1'069</b> | <b>19'530</b> | <b>935</b> | <b>11</b> | <b>1</b> | <b>26</b> | <b>20</b> | <b>993</b>       | <b>168</b>             |          |



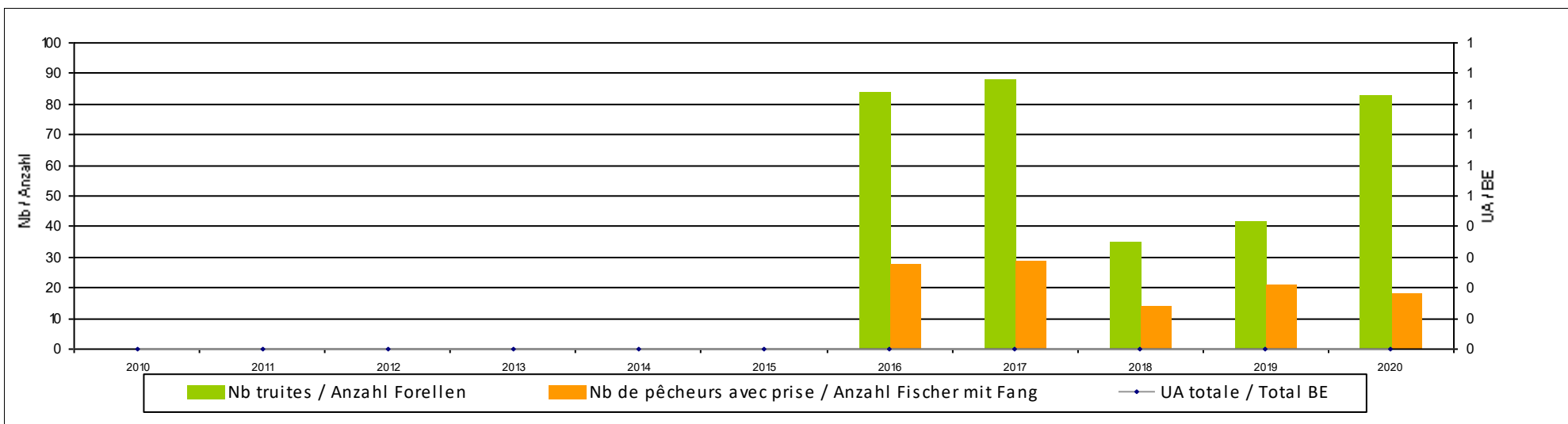
# 105 Sarine 5

Infos cours d'eau - pêche

Longueur (m) :

Surface (ha) :

| Année         | Alevinage direct |     |     |     |     |     |     |     | Ruisseau d'élevage       |           |           | Total     | Captures |          |          |           |                  | Total                  | Pression |
|---------------|------------------|-----|-----|-----|-----|-----|-----|-----|--------------------------|-----------|-----------|-----------|----------|----------|----------|-----------|------------------|------------------------|----------|
|               | Truite           |     |     |     |     |     |     |     | Autres espèces pêchées   |           |           |           |          | Total    | Pression |           |                  |                        |          |
|               | UA alev. direct  | Ale | Pre | Est | Juv | Adu | Oeu | Aut | No du ruisseau d'élevage | UA des RE | UA totale | Truite    | Ombre    | Brochet  | Perche   | Autres    | Captures totales | Nb pêcheurs avec prise |          |
| 2010          | 0                |     |     |     |     |     |     |     | -                        | 0         | 0         | 0         | 0        | 0        | 0        | 0         | 0                | 0                      |          |
| 2011          | 0                |     |     |     |     |     |     |     | -                        | 0         | 0         | 0         | 0        | 0        | 0        | 0         | 0                | 0                      |          |
| 2012          | 0                |     |     |     |     |     |     |     | -                        | 0         | 0         | 0         | 0        | 0        | 0        | 0         | 0                | 0                      |          |
| 2013          | 0                |     |     |     |     |     |     |     | -                        | 0         | 0         | 0         | 0        | 0        | 0        | 0         | 0                | 0                      |          |
| 2014          | 0                |     |     |     |     |     |     |     | -                        | 0         | 0         | 0         | 0        | 0        | 0        | 0         | 0                | 0                      |          |
| 2015          | 0                |     |     |     |     |     |     |     | -                        | 0         | 0         | 0         | 0        | 0        | 0        | 0         | 0                | 0                      |          |
| 2016          | 0                |     |     |     |     |     |     |     | -                        | 0         | 0         | 84        | 0        | 0        | 0        | 0         | 84               | 28                     |          |
| 2017          | 0                |     |     |     |     |     |     |     | -                        | 0         | 0         | 88        | 0        | 0        | 0        | 90        | 178              | 29                     |          |
| 2018          | 0                |     |     |     |     |     |     |     | -                        | 0         | 0         | 35        | 0        | 0        | 0        | 30        | 65               | 14                     |          |
| 2019          | 0                |     |     |     |     |     |     |     | -                        | 0         | 0         | 42        | 1        | 0        | 18       | 30        | 91               | 21                     |          |
| 2020          | 0                |     |     |     |     |     |     |     | -                        | 0         | 0         | 83        | 3        | 0        | 0        | 113       | 199              | 18                     |          |
| <b>Moyen.</b> | <b>0</b>         |     |     |     |     |     |     |     | <b>0</b>                 | <b>0</b>  | <b>0</b>  | <b>30</b> | <b>0</b> | <b>0</b> | <b>2</b> | <b>24</b> | <b>56</b>        | <b>10</b>              |          |



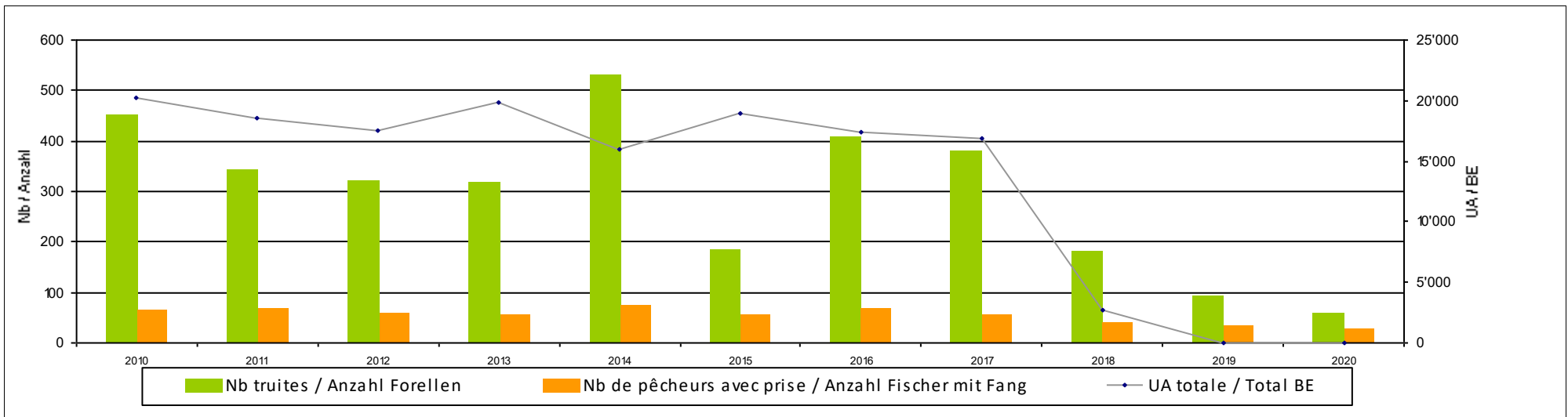
# 110 Sense

Informationen Wasserlauf - Fischerei

Länge (m) :

Fläche (ha) : 61.6

| Jahr          | Forelle          |     |     |     |     |     |      |     | Andere gefischte Arten  |              |               |            |          | Total Fänge | Anz. Fischer mit Fang |           |            |           |
|---------------|------------------|-----|-----|-----|-----|-----|------|-----|-------------------------|--------------|---------------|------------|----------|-------------|-----------------------|-----------|------------|-----------|
|               | BE direkt Besatz | Brü | Vor | Som | Jun | Mas | Eie. | Ver | Nr des Auszuchtbaes     | BE des AB    | Total BE      | Forelle    | Aesche   |             |                       | Hecht     | Egli       | Anderes   |
| 2010          | 15'000           | x   |     | x   |     |     |      |     | 40107 40210 40213 40214 | 5'267        | 20'267        | 451        | 0        | 0           | 0                     | 16        | 467        | 66        |
| 2011          | 13'922           | x   |     | x   |     |     |      |     | 40107 40210 40213 40214 | 4'598        | 18'520        | 342        | 0        | 4           | 65                    | 21        | 432        | 69        |
| 2012          | 13'268           | x   |     | x   |     |     |      |     | 40107 40210 40213       | 4'295        | 17'563        | 321        | 1        | 0           | 0                     | 6         | 328        | 59        |
| 2013          | 16'000           | x   |     | x   |     |     |      |     | 40107 40210 40213       | 3'873        | 19'873        | 319        | 0        | 0           | 0                     | 12        | 331        | 56        |
| 2014          | 14'534           | x   |     | x   |     |     |      |     | 40210 40213             | 1'458        | 15'992        | 533        | 1        | 0           | 0                     | 37        | 571        | 75        |
| 2015          | 16'000           | x   |     | x   |     |     |      |     | 40107 40210 40213       | 2'885        | 18'885        | 187        | 6        | 0           | 0                     | 20        | 213        | 55        |
| 2016          | 16'000           | x   |     | x   |     |     |      |     | 40107 40210             | 1'411        | 17'411        | 407        | 1        | 0           | 0                     | 30        | 438        | 68        |
| 2017          | 15'734           | x   |     | x   |     |     |      |     | 40107 40210             | 1'148        | 16'882        | 380        | 2        | 0           | 0                     | 71        | 453        | 55        |
| 2018          | 2'000            | x   |     |     |     |     |      |     | 40107                   | 718          | 2'718         | 182        | 0        | 0           | 0                     | 8         | 190        | 39        |
| 2019          | 0                |     |     |     |     |     |      |     | -                       | 0            | 0             | 94         | 1        | 0           | 0                     | 15        | 110        | 33        |
| 2020          | 0                |     |     |     |     |     |      |     | -                       | 0            | 0             | 58         | 0        | 0           | 0                     | 32        | 90         | 28        |
| <b>Mittel</b> | <b>11'133</b>    |     |     |     |     |     |      |     |                         | <b>2'332</b> | <b>13'464</b> | <b>298</b> | <b>1</b> | <b>0</b>    | <b>6</b>              | <b>24</b> | <b>329</b> | <b>55</b> |



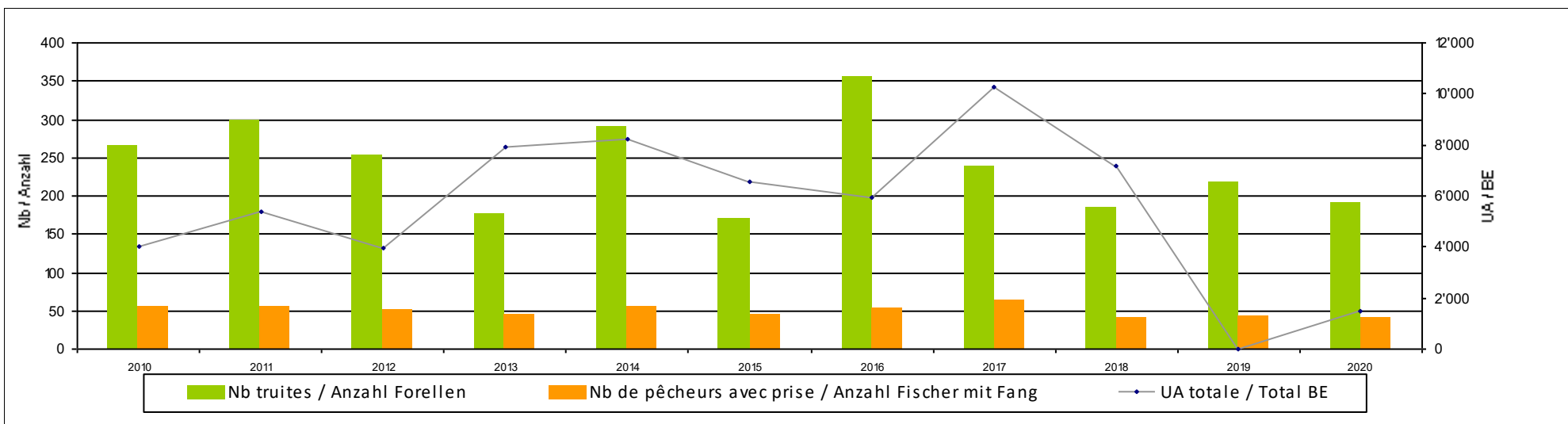
# 111 Warme Sense

Informationen Wasserlauf - Fischerei

Länge (m) :

Fläche (ha) : 3.78

| Jahr          | Direktbesatz     |     |     |     |     |     |      |     | Auszuchtbäche       |              |              | Total      | Fänge    |          |          |          |              | Total                 | Fangdruck |
|---------------|------------------|-----|-----|-----|-----|-----|------|-----|---------------------|--------------|--------------|------------|----------|----------|----------|----------|--------------|-----------------------|-----------|
|               | BE direkt Besatz | Brü | Vor | Som | Jun | Mas | Eie. | Ver | Nr des Auszuchtbaes | BE des AB    | Total BE     | Forelle    | Aesche   | Hecht    | Egli     | Anderes  | Totale Fänge | Anz. Fischer mit Fang |           |
| 2010          | 4'000            | x   |     | x   |     |     |      |     | -                   | 0            | 4'000        | 267        | 0        | 0        | 0        | 0        | 267          | 55                    |           |
| 2011          | 4'191            | x   |     | x   |     |     |      |     | 40214               | 1'221        | 5'412        | 299        | 0        | 0        | 0        | 3        | 302          | 56                    |           |
| 2012          | 3'928            | x   |     | x   |     |     |      |     | -                   | 0            | 3'928        | 253        | 0        | 1        | 8        | 8        | 270          | 51                    |           |
| 2013          | 6'000            |     | x   | x   |     |     |      |     | 40214               | 1'926        | 7'926        | 178        | 0        | 2        | 1        | 0        | 181          | 45                    |           |
| 2014          | 6'000            |     | x   | x   |     |     |      |     | 40214               | 2'210        | 8'210        | 290        | 0        | 0        | 7        | 0        | 297          | 56                    |           |
| 2015          | 6'000            |     | x   | x   |     |     |      |     | 40214               | 552          | 6'552        | 172        | 1        | 0        | 15       | 10       | 198          | 45                    |           |
| 2016          | 4'400            | x   |     | x   |     |     |      |     | 40214               | 1'537        | 5'937        | 356        | 0        | 1        | 0        | 11       | 368          | 53                    |           |
| 2017          | 9'200            | x   |     | x   |     |     |      |     | 40214               | 1'083        | 10'283       | 239        | 0        | 2        | 0        | 18       | 259          | 63                    |           |
| 2018          | 6'000            |     | x   | x   |     |     |      |     | 40214               | 1'164        | 7'164        | 185        | 0        | 1        | 0        | 10       | 196          | 42                    |           |
| 2019          | 0                |     |     |     |     |     |      |     | -                   | 0            | 0            | 218        | 0        | 0        | 2        | 4        | 224          | 43                    |           |
| 2020          | 0                |     |     |     |     |     |      |     | 40214               | 1'468        | 1'468        | 191        | 0        | 0        | 0        | 0        | 191          | 41                    |           |
| <b>Mittel</b> | <b>4'520</b>     |     |     |     |     |     |      |     |                     | <b>1'014</b> | <b>5'534</b> | <b>241</b> | <b>0</b> | <b>1</b> | <b>3</b> | <b>6</b> | <b>250</b>   | <b>50</b>             |           |



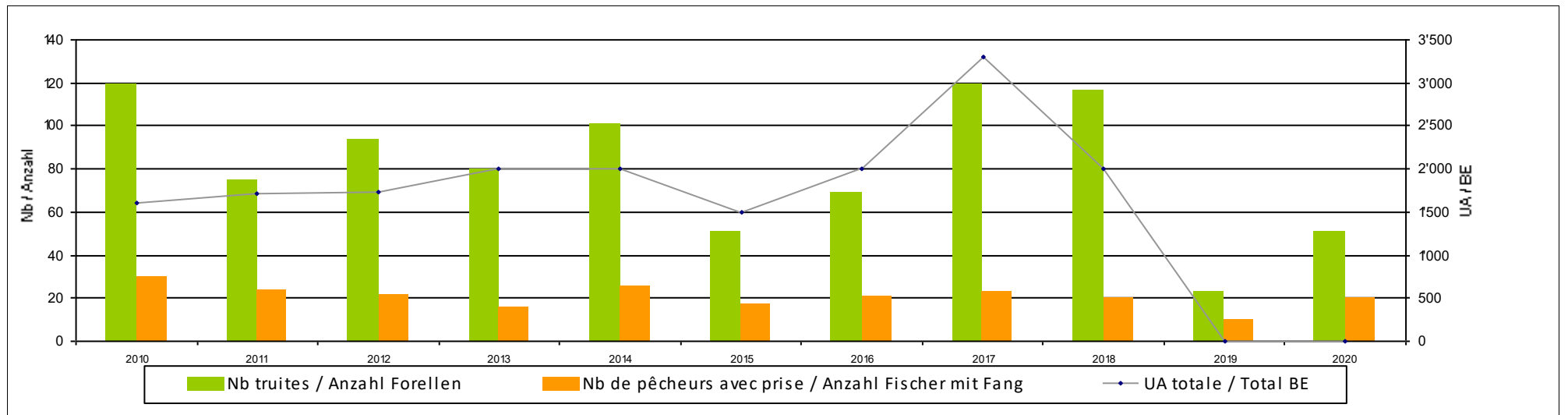
# 112 Kalte Sense

Informationen Wasserlauf - Fischerei

Länge (m) :

Fläche (ha) : 4.06

| Jahr          | Direktbesatz     |     |     |     |     |     |      |     | Auszuchtbäche       |           | Total        | Fänge     |          |          |          |          | Total        | Fangdruck             |
|---------------|------------------|-----|-----|-----|-----|-----|------|-----|---------------------|-----------|--------------|-----------|----------|----------|----------|----------|--------------|-----------------------|
|               | BE direkt Besatz | Brü | Vor | Som | Jun | Mas | Eie. | Ver | Nr des Auszuchtbaes | BE des AB | Total BE     | Forelle   | Aesche   | Hecht    | Egli     | Anderes  | Totale Fänge | Anz. Fischer mit Fang |
| 2010          | 1'600            |     |     | x   |     |     |      |     | -                   | 0         | 1'600        | 120       | 0        | 0        | 0        | 0        | 120          | 30                    |
| 2011          | 1'720            |     |     | x   |     |     |      |     | -                   | 0         | 1'720        | 75        | 0        | 0        | 0        | 0        | 75           | 24                    |
| 2012          | 1'724            |     |     | x   |     |     |      |     | -                   | 0         | 1'724        | 94        | 0        | 0        | 0        | 3        | 97           | 22                    |
| 2013          | 2'000            |     |     | x   |     |     | x    |     | -                   | 0         | 2'000        | 80        | 0        | 0        | 0        | 0        | 80           | 16                    |
| 2014          | 2'000            |     |     | x   |     |     | x    |     | -                   | 0         | 2'000        | 101       | 0        | 0        | 0        | 0        | 101          | 26                    |
| 2015          | 1'500            |     |     |     | x   |     | x    |     | -                   | 0         | 1'500        | 51        | 0        | 0        | 0        | 6        | 57           | 17                    |
| 2016          | 2'000            |     |     | x   |     |     | x    |     | -                   | 0         | 2'000        | 69        | 2        | 0        | 1        | 4        | 76           | 21                    |
| 2017          | 3'300            |     |     | x   |     |     | x    |     | -                   | 0         | 3'300        | 120       | 0        | 0        | 0        | 0        | 120          | 23                    |
| 2018          | 2'000            |     |     | x   |     |     | x    |     | -                   | 0         | 2'000        | 117       | 0        | 0        | 0        | 0        | 117          | 20                    |
| 2019          | 0                |     |     |     |     |     |      |     | -                   | 0         | 0            | 23        | 0        | 0        | 0        | 3        | 26           | 10                    |
| 2020          | 0                |     |     |     |     |     |      |     | -                   | 0         | 0            | 51        | 0        | 0        | 0        | 0        | 51           | 20                    |
| <b>Mittel</b> | <b>1'622</b>     |     |     |     |     |     |      |     |                     | <b>0</b>  | <b>1'622</b> | <b>82</b> | <b>0</b> | <b>0</b> | <b>0</b> | <b>1</b> | <b>84</b>    | <b>21</b>             |



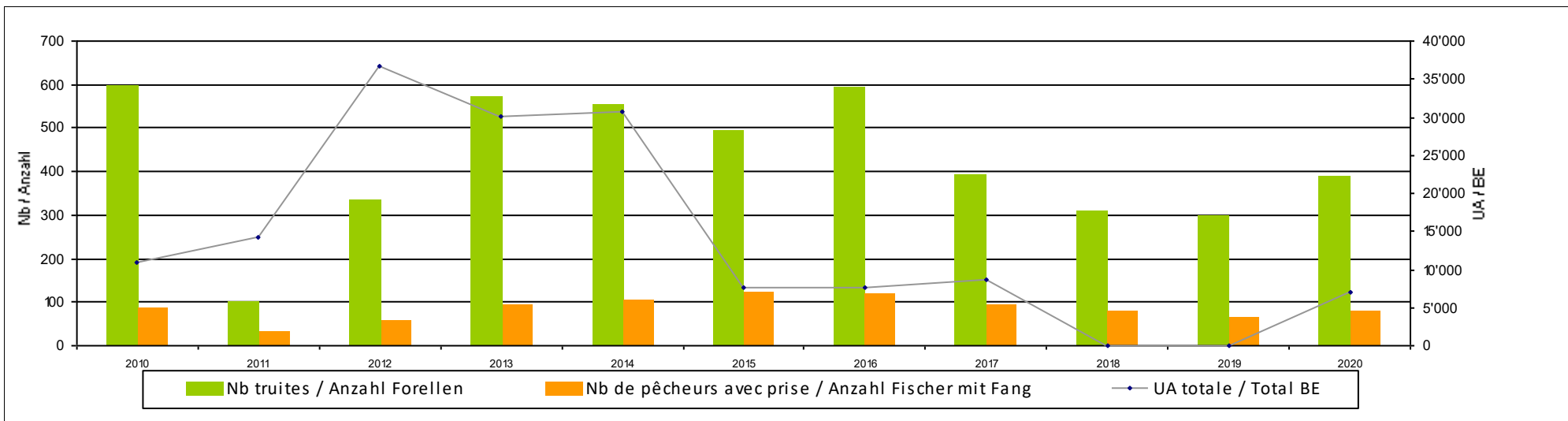
# 120 Glâne inférieure

Infos cours d'eau - pêche

Longueur (m) :

Surface (ha) : 23.15

| Année         | Alevinage direct |     |     |     |     |     |     |     | Ruisseau d'élevage       |           |               | Total      | Captures               |          |          |            |            | Total            | Pression               |
|---------------|------------------|-----|-----|-----|-----|-----|-----|-----|--------------------------|-----------|---------------|------------|------------------------|----------|----------|------------|------------|------------------|------------------------|
|               | Truite           |     |     |     |     |     |     |     | No du ruisseau d'élevage | UA des RE |               | UA totale  | Autres espèces pêchées |          |          |            |            | Captures totales | Nb pêcheurs avec prise |
|               | UA alev. direct  | Ale | Pre | Est | Juv | Adu | Oeu | Aut |                          |           |               | Truite     | Ombre                  | Brochet  | Perche   | Autres     |            |                  |                        |
| 2010          | 11'000           |     |     | x   | x   |     |     |     | -                        | 0         | 11'000        | 599        | 1                      | 0        | 0        | 0          | 600        | 87               |                        |
| 2011          | 14'220           |     |     | x   |     |     |     |     | -                        | 0         | 14'220        | 101        | 0                      | 0        | 0        | 0          | 101        | 34               |                        |
| 2012          | 36'724           |     |     | x   | x   |     |     |     | -                        | 0         | 36'724        | 336        | 0                      | 0        | 1        | 0          | 337        | 59               |                        |
| 2013          | 30'100           |     |     | x   |     |     |     |     | -                        | 0         | 30'100        | 573        | 0                      | 0        | 0        | 779        | 1352       | 94               |                        |
| 2014          | 30'587           |     |     | x   | x   | x   | x   |     | 30336                    | 136       | 30'723        | 556        | 0                      | 0        | 0        | 712        | 1268       | 103              |                        |
| 2015          | 7'673            |     |     | x   |     |     | x   |     | -                        | 0         | 7'673         | 493        | 0                      | 4        | 0        | 2'038      | 2535       | 121              |                        |
| 2016          | 7'673            |     |     | x   |     |     |     |     | -                        | 0         | 7'673         | 596        | 0                      | 1        | 0        | 865        | 1462       | 118              |                        |
| 2017          | 8'600            |     |     | x   |     |     |     |     | -                        | 0         | 8'600         | 395        | 0                      | 1        | 0        | 357        | 753        | 94               |                        |
| 2018          | 0                |     |     |     |     |     |     |     | -                        | 0         | 0             | 309        | 0                      | 0        | 0        | 460        | 769        | 80               |                        |
| 2019          | 0                |     |     |     |     |     |     |     | -                        | 0         | 0             | 301        | 2                      | 1        | 3        | 158        | 465        | 66               |                        |
| 2020          | 7'000            | x   |     |     |     |     |     |     | -                        | 0         | 7'000         | 390        | 0                      | 0        | 1        | 428        | 819        | 79               |                        |
| <b>Moyen.</b> | <b>13'962</b>    |     |     |     |     |     |     |     |                          | <b>12</b> | <b>13'974</b> | <b>423</b> | <b>0</b>               | <b>1</b> | <b>0</b> | <b>527</b> | <b>951</b> | <b>85</b>        |                        |



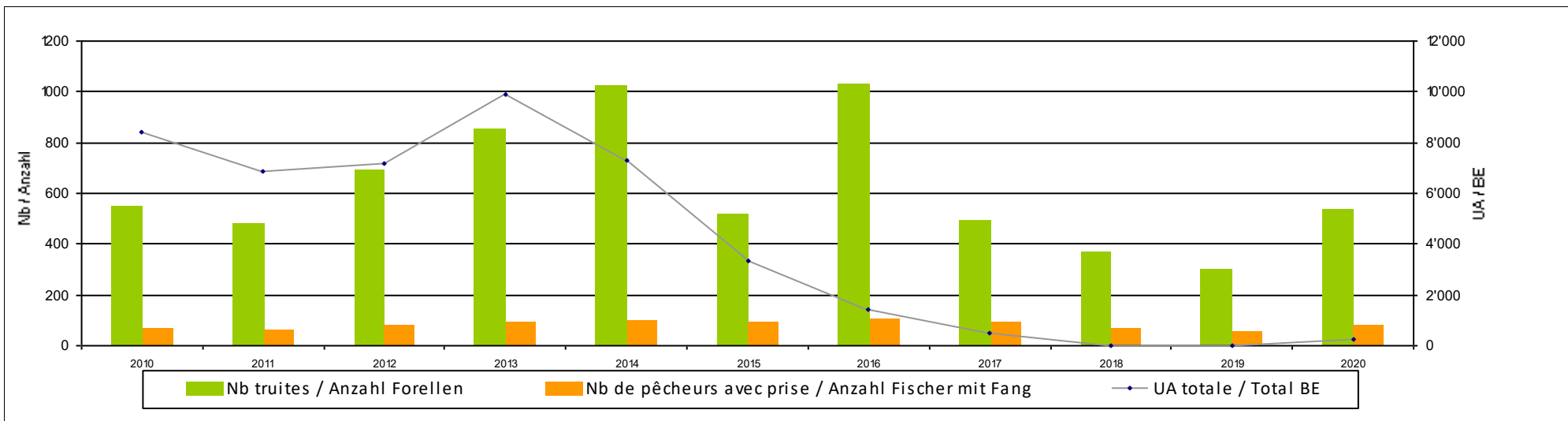
# 121 Glâne supérieure

Infos cours d'eau - pêche

Longueur (m) :

Surface (ha) : 11.04

| Année         | Alevinage direct |     |     |     |     |     |     |     | Ruisseau d'élevage       |            |              | Total      |          |          |          |            | Captures         |                        |  |  |  |
|---------------|------------------|-----|-----|-----|-----|-----|-----|-----|--------------------------|------------|--------------|------------|----------|----------|----------|------------|------------------|------------------------|--|--|--|
|               | Truite           |     |     |     |     |     |     |     | Autres espèces pêchées   |            |              |            |          | Total    | Pression |            |                  |                        |  |  |  |
|               | UA alev. direct  | Ale | Pre | Est | Juv | Adu | Oeu | Aut | No du ruisseau d'élevage | UA des RE  | UA totale    | Truite     | Ombre    | Brochet  | Perche   | Autres     | Captures totales | Nb pêcheurs avec prise |  |  |  |
| 2010          | 7'000            |     |     | x   | x   |     |     |     | 40601                    | 1'384      | 8'384        | 551        | 0        | 0        | 0        | 0          | 551              | 69                     |  |  |  |
| 2011          | 6'030            |     |     | x   |     |     |     |     | 40601                    | 855        | 6'885        | 480        | 0        | 0        | 0        | 3          | 483              | 63                     |  |  |  |
| 2012          | 6'034            |     |     | x   |     |     |     |     | 40601                    | 1'137      | 7'171        | 694        | 0        | 0        | 0        | 2          | 696              | 83                     |  |  |  |
| 2013          | 8'100            |     | x   |     | x   |     |     |     | 40503 40601              | 1'786      | 9'886        | 856        | 0        | 0        | 0        | 409        | 1265             | 95                     |  |  |  |
| 2014          | 4'670            |     |     | x   |     |     |     |     | 30333 40502 40601        | 2'658      | 7'328        | 1'026      | 0        | 0        | 0        | 391        | 1417             | 96                     |  |  |  |
| 2015          | 3'031            |     |     | x   | x   |     |     |     | 40506                    | 280        | 3'310        | 517        | 0        | 0        | 0        | 312        | 829              | 94                     |  |  |  |
| 2016          | 1'283            |     |     | x   |     |     |     |     | 40502                    | 122        | 1'405        | 1'031      | 0        | 0        | 0        | 262        | 1293             | 107                    |  |  |  |
| 2017          | 0                |     |     |     |     |     |     |     | 40502 40503              | 476        | 476          | 494        | 0        | 0        | 0        | 359        | 853              | 92                     |  |  |  |
| 2018          | 0                |     |     |     |     |     |     |     | 40502                    | 6          | 6            | 374        | 2        | 0        | 0        | 8          | 384              | 71                     |  |  |  |
| 2019          | 0                |     |     |     |     |     |     |     | -                        | 0          | 0            | 302        | 0        | 0        | 0        | 99         | 401              | 56                     |  |  |  |
| 2020          | 0                |     |     |     |     |     |     |     | 40502                    | 243        | 243          | 540        | 0        | 0        | 0        | 18         | 558              | 78                     |  |  |  |
| <b>Moyen.</b> | <b>3'286</b>     |     |     |     |     |     |     |     |                          | <b>813</b> | <b>4'099</b> | <b>624</b> | <b>0</b> | <b>0</b> | <b>0</b> | <b>169</b> | <b>794</b>       | <b>82</b>              |  |  |  |





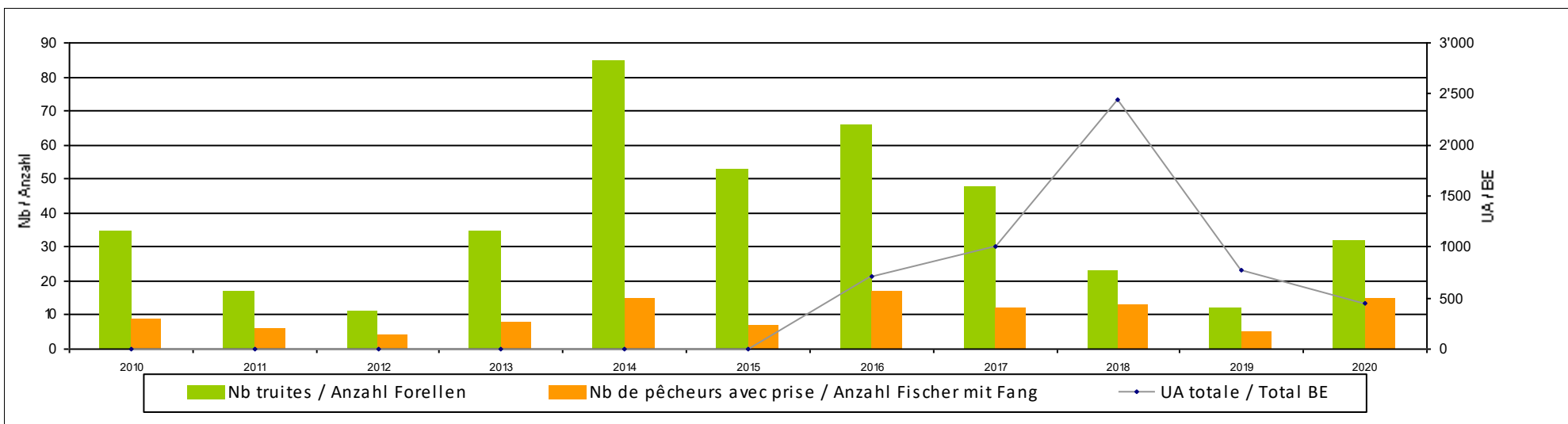
# 124 Glâney

Infos cours d'eau - pêche

Longueur (m) :

Surface (ha) : 0.89

| Année         | Alevinage direct |     |     |     |     |     |     |     | Ruisseau d'élevage       |            |            | Total     | Captures |          |          |          |                  | Total                  | Pression |
|---------------|------------------|-----|-----|-----|-----|-----|-----|-----|--------------------------|------------|------------|-----------|----------|----------|----------|----------|------------------|------------------------|----------|
|               | Truite           |     |     |     |     |     |     |     | Autres espèces pêchées   |            |            |           |          | Total    | Pression |          |                  |                        |          |
|               | UA alev. direct  | Ale | Pre | Est | Juv | Adu | Oeu | Aut | No du ruisseau d'élevage | UA des RE  | UA totale  | Truite    | Ombre    | Brochet  | Perche   | Autres   | Captures totales | Nb pêcheurs avec prise |          |
| 2010          | 0                |     |     |     |     |     |     |     | -                        | 0          | 0          | 35        | 0        | 0        | 0        | 0        | 35               | 9                      |          |
| 2011          | 0                |     |     |     |     |     |     |     | -                        | 0          | 0          | 17        | 0        | 0        | 0        | 0        | 17               | 6                      |          |
| 2012          | 0                |     |     |     |     |     |     |     | -                        | 0          | 0          | 11        | 0        | 0        | 0        | 0        | 11               | 4                      |          |
| 2013          | 0                |     |     |     |     |     |     |     | -                        | 0          | 0          | 35        | 0        | 0        | 0        | 0        | 35               | 8                      |          |
| 2014          | 0                |     |     |     |     |     |     |     | -                        | 0          | 0          | 85        | 1        | 0        | 0        | 1        | 87               | 15                     |          |
| 2015          | 0                |     |     |     |     |     |     |     | -                        | 0          | 0          | 53        | 0        | 0        | 0        | 0        | 53               | 7                      |          |
| 2016          | 0                |     |     |     |     |     |     |     | 40503                    | 717        | 717        | 66        | 0        | 0        | 0        | 3        | 69               | 17                     |          |
| 2017          | 1'000            |     |     | x   |     |     |     |     | -                        | 0          | 1'000      | 48        | 0        | 0        | 0        | 45       | 93               | 12                     |          |
| 2018          | 2'000            |     |     | x   |     |     |     |     | 40503                    | 450        | 2'450      | 23        | 0        | 0        | 0        | 0        | 23               | 13                     |          |
| 2019          | 770              |     |     | x   |     |     |     |     | -                        | 0          | 770        | 12        | 0        | 0        | 0        | 0        | 12               | 5                      |          |
| 2020          | 0                |     |     |     |     |     |     |     | 40503                    | 443        | 443        | 32        | 0        | 0        | 0        | 0        | 32               | 15                     |          |
| <b>Moyen.</b> | <b>343</b>       |     |     |     |     |     |     |     |                          | <b>146</b> | <b>489</b> | <b>38</b> | <b>0</b> | <b>0</b> | <b>0</b> | <b>4</b> | <b>42</b>        | <b>10</b>              |          |



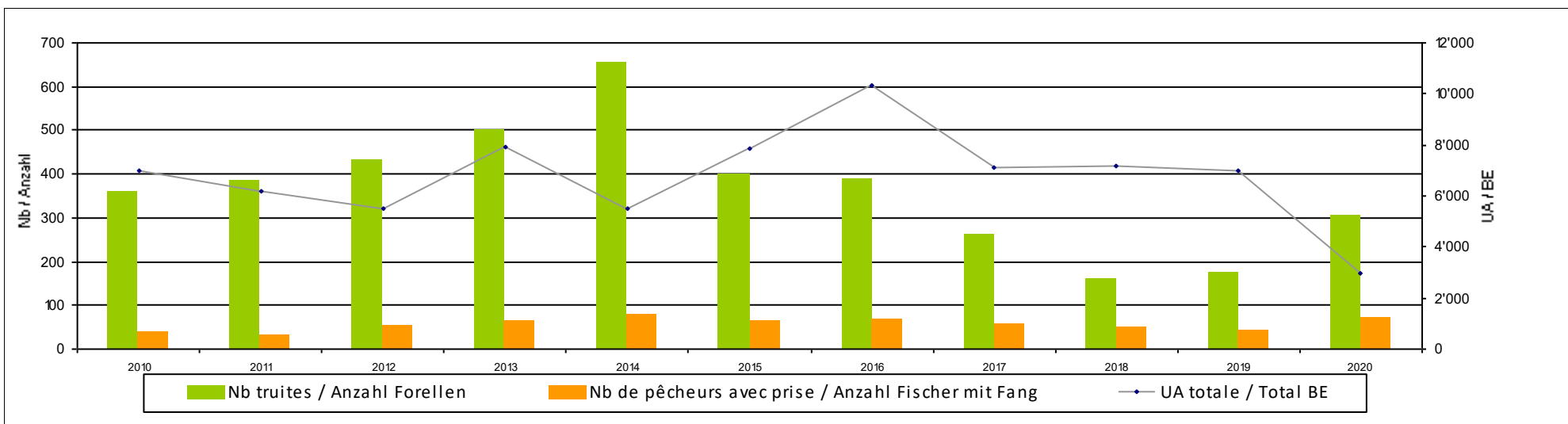
# 125 Neirigue

Infos cours d'eau - pêche

Longueur (m) :

Surface (ha) : 6.25

| Année         | Alevinage direct |     |     |     |     |     |     |     | Ruisseau d'élevage       |           |              | Total      | Captures |          |          |            |                  | Total                  | Pression |
|---------------|------------------|-----|-----|-----|-----|-----|-----|-----|--------------------------|-----------|--------------|------------|----------|----------|----------|------------|------------------|------------------------|----------|
|               | Truite           |     |     |     |     |     |     |     | Autres espèces pêchées   |           |              |            |          | Total    | Pression |            |                  |                        |          |
|               | UA alev. direct  | Ale | Pre | Est | Juv | Adu | Oeu | Aut | No du ruisseau d'élevage | UA des RE | UA totale    | Truite     | Ombre    | Brochet  | Perche   | Autres     | Captures totales | Nb pêcheurs avec prise |          |
| 2010          | 7'000            | x   |     | x   | x   |     |     |     | -                        | 0         | 7'000        | 360        | 0        | 0        | 0        | 0          | 360              | 41                     |          |
| 2011          | 6'162            | x   |     | x   |     |     |     |     | -                        | 0         | 6'162        | 385        | 0        | 0        | 0        | 1          | 386              | 34                     |          |
| 2012          | 5'510            | x   |     | x   |     |     |     |     | -                        | 0         | 5'510        | 432        | 0        | 0        | 0        | 5          | 437              | 53                     |          |
| 2013          | 7'900            | x   | x   |     | x   |     |     |     | -                        | 0         | 7'900        | 500        | 0        | 0        | 0        | 220        | 720              | 65                     |          |
| 2014          | 5'335            | x   |     | x   |     |     |     |     | 40509                    | 184       | 5'519        | 655        | 0        | 0        | 0        | 210        | 865              | 78                     |          |
| 2015          | 7'827            | x   |     | x   | x   |     |     |     | -                        | 0         | 7'827        | 399        | 0        | 0        | 0        | 272        | 671              | 66                     |          |
| 2016          | 10'324           | x   |     | x   | x   |     |     |     | -                        | 0         | 10'324       | 391        | 0        | 0        | 0        | 293        | 684              | 70                     |          |
| 2017          | 7'003            | x   |     |     | x   |     |     |     | 40509                    | 110       | 7'113        | 265        | 0        | 0        | 0        | 268        | 533              | 57                     |          |
| 2018          | 7'000            | x   |     | x   |     |     |     |     | 40509                    | 179       | 7'179        | 164        | 0        | 0        | 0        | 106        | 270              | 50                     |          |
| 2019          | 7'003            | x   |     |     | x   |     |     |     | -                        | 0         | 7'003        | 178        | 0        | 0        | 0        | 60         | 238              | 45                     |          |
| 2020          | 3'000            | x   |     |     |     |     |     |     | -                        | 0         | 3'000        | 306        | 0        | 0        | 0        | 255        | 561              | 72                     |          |
| <b>Moyen.</b> | <b>6'733</b>     |     |     |     |     |     |     |     |                          | <b>43</b> | <b>6'776</b> | <b>367</b> | <b>0</b> | <b>0</b> | <b>0</b> | <b>154</b> | <b>520</b>       | <b>57</b>              |          |



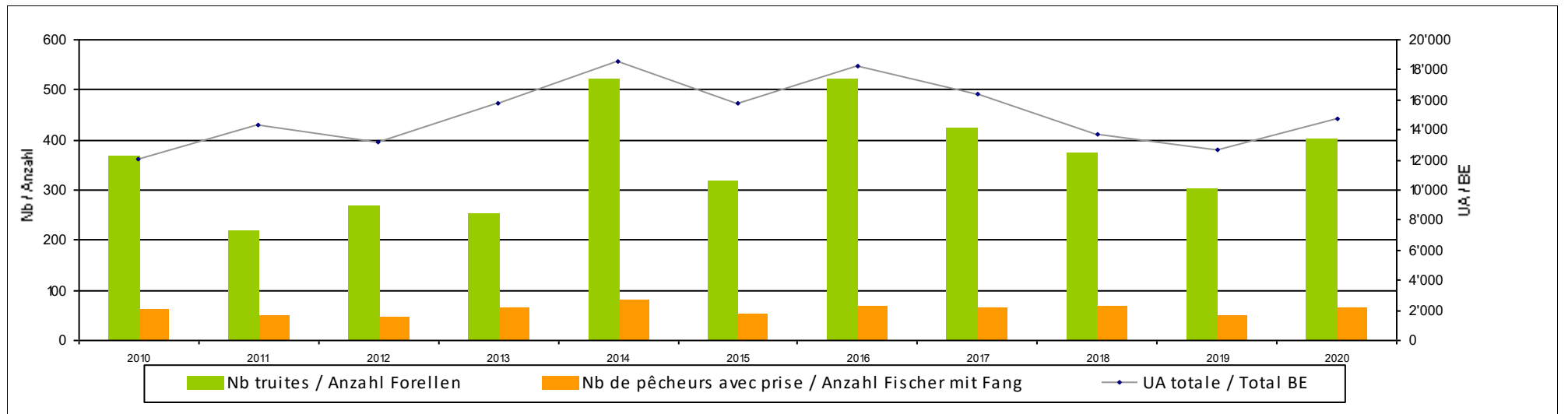
# 130 Aergera

Informationen Wasserlauf - Fischerei

Länge (m) :

Fläche (ha) : 13.41

| Jahr          | Forelle          |     |     |     |     |     |      |     |  | Andere gefischte Arten |               |            |          |          | Total Fänge | Anz. Fischer mit Fang |            |           |
|---------------|------------------|-----|-----|-----|-----|-----|------|-----|--|------------------------|---------------|------------|----------|----------|-------------|-----------------------|------------|-----------|
|               | BE direkt Besatz | Brü | Vor | Som | Jun | Mas | Eie. | Ver | Nr des Auszuchtbaes                          | BE des AB              | Total BE      | Forelle    | Aesche   | Hecht    |             |                       | Egli       | Anderes   |
| 2010          | 7'392            |     |     | x   | x   |     |      |     | 40101 40102 40103 40105<br>40108 40202 40203 | 4'720                  | 12'111        | 369        | 0        | 0        | 0           | 0                     | 369        | 62        |
| 2011          | 8'620            |     |     | x   |     |     |      |     | 40101 40102 40103 40105<br>40108 40202 40203 | 5'727                  | 14'347        | 219        | 0        | 0        | 0           | 1                     | 220        | 50        |
| 2012          | 8'620            |     |     | x   |     |     |      |     | 40101 40103 40105 40108<br>40202 40203       | 4'563                  | 13'183        | 269        | 0        | 2        | 0           | 0                     | 271        | 47        |
| 2013          | 10'000           |     |     | x   |     |     |      |     | 40101 40102 40103 40105<br>40108 40202 40203 | 5'820                  | 15'820        | 253        | 0        | 2        | 0           | 0                     | 255        | 65        |
| 2014          | 10'000           |     |     | x   |     |     |      |     | 40101 40102 40103 40105<br>40108 40202 40203 | 8'403                  | 18'553        | 522        | 0        | 0        | 0           | 0                     | 522        | 81        |
| 2015          | 8'900            |     |     | x   | x   |     |      |     | 40101 40102 40105 40108<br>40202 40203       | 7'275                  | 15'724        | 318        | 0        | 0        | 1           | 0                     | 319        | 53        |
| 2016          | 10'500           | x   |     | x   |     |     |      |     | 40101 40102 40103 40105<br>40108 40202 40203 | 7'719                  | 18'219        | 522        | 0        | 0        | 0           | 4                     | 526        | 67        |
| 2017          | 10'000           |     |     | x   |     |     |      |     | 40101 40102 40103 40105<br>40108 40202 40203 | 6'364                  | 16'364        | 423        | 1        | 0        | 0           | 0                     | 424        | 66        |
| 2018          | 10'000           |     |     | x   |     |     |      |     | 40101 40102 40105 40108<br>40202 40203       | 2'266                  | 13'694        | 375        | 0        | 0        | 248         | 3                     | 626        | 69        |
| 2019          | 10'000           |     |     | x   |     |     |      |     | 40101 40102 40103 40105<br>40108 40202 40203 | 2'670                  | 12'670        | 304        | 0        | 0        | 0           | 90                    | 394        | 51        |
| 2020          | 12'000           |     |     | x   |     |     |      |     | 40101 40102 40103 40105<br>40202 40203       | 2'790                  | 14'790        | 401        | 0        | 1        | 1           | 157                   | 560        | 65        |
| <b>Mittel</b> | <b>9'639</b>     |     |     |     |     |     |      |     |  | <b>5'301</b>           | <b>15'043</b> | <b>361</b> | <b>0</b> | <b>0</b> | <b>23</b>   | <b>23</b>             | <b>408</b> | <b>61</b> |



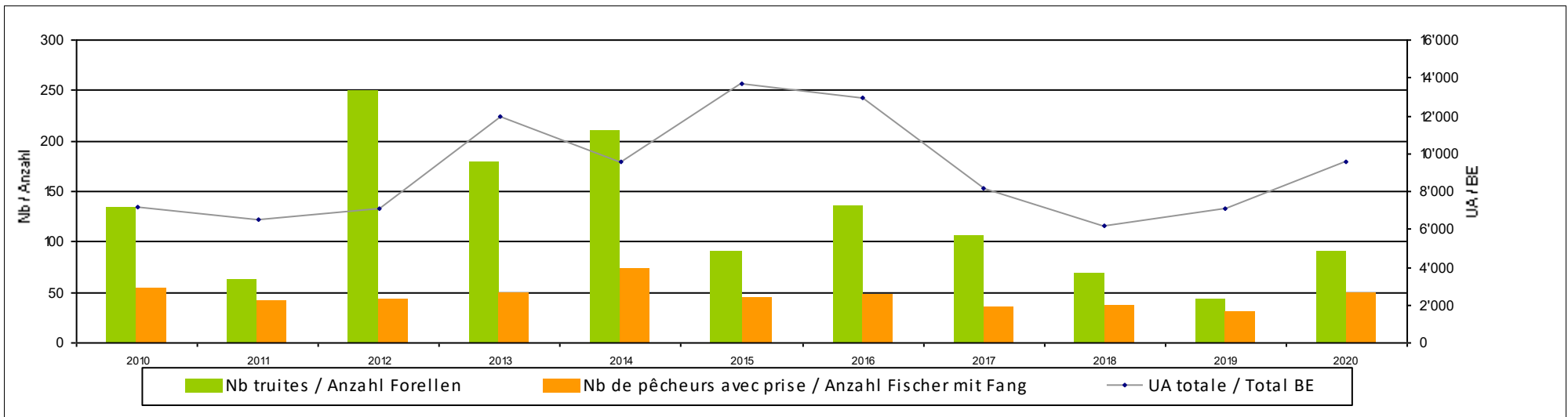
# 150 Broye inférieure

Infos cours d'eau - pêche

Longueur (m) :

Surface (ha) : 14.9

| Année         | Alevinage direct |     |     |     |     |     |     |     | Ruisseau d'élevage            |              |              | Total      | Captures |          |            |           |            | Total     | Pression         |                        |
|---------------|------------------|-----|-----|-----|-----|-----|-----|-----|-------------------------------|--------------|--------------|------------|----------|----------|------------|-----------|------------|-----------|------------------|------------------------|
|               | Truite           |     |     |     |     |     |     |     | Autres espèces pêchées        |              |              |            |          | Truite   | Ombre      | Brochet   | Perche     | Autres    | Captures totales | Nb pêcheurs avec prise |
|               | UA alev. direct  | Ale | Pre | Est | Juv | Adu | Oeu | Aut | No du ruisseau d'élevage      | UA des RE    | UA totale    |            |          |          |            |           |            |           |                  |                        |
| 2010          | 4'000            |     |     | x   |     |     |     |     | 40605 40609 40612             | 3'184        | 7'184        | 134        | 0        | 3        | 65         | 22        | 224        | 54        |                  |                        |
| 2011          | 3'450            |     |     | x   |     |     |     |     | 40605 40607 40608 40609 40612 | 3'039        | 6'489        | 63         | 0        | 3        | 140        | 43        | 249        | 42        |                  |                        |
| 2012          | 3'448            |     |     | x   |     |     |     |     | 40605 40607 40608             | 3'610        | 7'058        | 250        | 0        | 3        | 152        | 1         | 406        | 44        |                  |                        |
| 2013          | 9'000            |     |     | x   |     |     |     |     | 40605 40607 40608 40612       | 2'934        | 11'934       | 180        | 0        | 1        | 90         | 14        | 285        | 49        |                  |                        |
| 2014          | 5'000            |     |     | x   |     |     |     |     | 40605 40608 40611 40612       | 4'551        | 9'551        | 211        | 0        | 1        | 211        | 24        | 447        | 74        |                  |                        |
| 2015          | 9'000            |     |     | x   |     |     |     |     | 40605 40607 40608 40612       | 4'723        | 13'723       | 91         | 0        | 4        | 184        | 10        | 289        | 45        |                  |                        |
| 2016          | 8'010            |     |     |     | x   |     |     |     | 40605 40608 40612 40690       | 4'903        | 12'913       | 136        | 0        | 3        | 129        | 62        | 330        | 48        |                  |                        |
| 2017          | 4'000            |     |     | x   |     |     |     |     | 40605 40607 40608 40609       | 4'174        | 8'174        | 106        | 0        | 4        | 60         | 32        | 202        | 36        |                  |                        |
| 2018          | 2'670            |     |     | x   |     |     |     |     | 40513 40605 40608 40612 40690 | 3'496        | 6'166        | 69         | 0        | 2        | 162        | 57        | 290        | 37        |                  |                        |
| 2019          | 4'000            |     |     | x   |     |     |     |     | 40605 40607 40608 40612       | 3'122        | 7'122        | 43         | 0        | 1        | 201        | 17        | 262        | 31        |                  |                        |
| 2020          | 7'500            |     |     |     | x   | x   |     |     | 40605 40690                   | 2'075        | 9'575        | 91         | 0        | 4        | 215        | 183       | 493        | 49        |                  |                        |
| <b>Moyen.</b> | <b>5'462</b>     |     |     |     |     |     |     |     |                               | <b>3'619</b> | <b>9'081</b> | <b>125</b> | <b>0</b> | <b>3</b> | <b>146</b> | <b>42</b> | <b>316</b> | <b>46</b> |                  |                        |



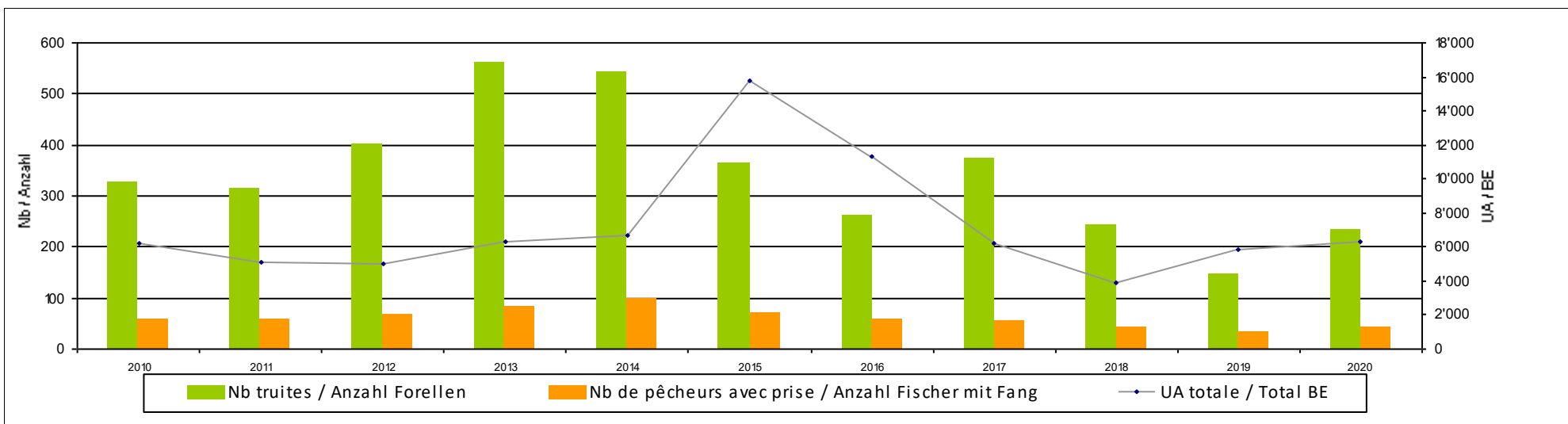
# 151 Broye moyenne

Infos cours d'eau - pêche

Longueur (m) :

Surface (ha) : 16.06

| Année         | Alevinage direct |     |     |     |     |     |     |     | Ruisseau d'élevage       |            |              | Total      | Captures |          |          |            |                  | Total                  | Pression |
|---------------|------------------|-----|-----|-----|-----|-----|-----|-----|--------------------------|------------|--------------|------------|----------|----------|----------|------------|------------------|------------------------|----------|
|               | Truite           |     |     |     |     |     |     |     | Autres espèces pêchées   |            |              |            |          | Total    | Pression |            |                  |                        |          |
|               | UA alev. direct  | Ale | Pre | Est | Juv | Adu | Oeu | Aut | No du ruisseau d'élevage | UA des RE  | UA totale    | Truite     | Ombre    | Brochet  | Perche   | Autres     | Captures totales | Nb pêcheurs avec prise |          |
| 2010          | 5'800            |     |     | x   |     |     |     |     | 40603                    | 420        | 6'220        | 328        | 0        | 1        | 1        | 11         | 341              | 58                     |          |
| 2011          | 5'000            |     |     | x   |     |     |     |     | 40703                    | 78         | 5'078        | 315        | 0        | 1        | 0        | 4          | 320              | 60                     |          |
| 2012          | 5'000            |     |     | x   |     |     |     |     | -                        | 0          | 5'000        | 401        | 0        | 0        | 0        | 46         | 447              | 68                     |          |
| 2013          | 5'800            |     |     | x   |     |     |     |     | 40703                    | 551        | 6'351        | 563        | 0        | 1        | 0        | 624        | 1188             | 82                     |          |
| 2014          | 4'537            |     |     | x   |     |     |     |     | 40603                    | 2'176      | 6'713        | 544        | 0        | 1        | 6        | 375        | 926              | 98                     |          |
| 2015          | 15'803           |     |     | x   | x   |     |     |     | -                        | 0          | 15'803       | 364        | 0        | 0        | 0        | 156        | 520              | 71                     |          |
| 2016          | 8'700            |     |     |     | x   |     |     |     | 40513 40603              | 2'633      | 11'333       | 262        | 0        | 1        | 0        | 100        | 363              | 59                     |          |
| 2017          | 5'800            |     |     | x   |     |     |     |     | 40703                    | 398        | 6'198        | 374        | 14       | 0        | 0        | 26         | 414              | 57                     |          |
| 2018          | 3'870            |     |     | x   |     |     |     |     | -                        | 0          | 3'870        | 243        | 0        | 0        | 0        | 55         | 298              | 42                     |          |
| 2019          | 5'805            |     |     |     | x   |     |     |     | -                        | 0          | 5'805        | 150        | 0        | 10       | 0        | 19         | 179              | 35                     |          |
| 2020          | 6'000            |     |     |     | x   |     |     |     | 40513                    | 300        | 6'300        | 235        | 0        | 0        | 7        | 35         | 277              | 42                     |          |
| <b>Moyen.</b> | <b>6'556</b>     |     |     |     |     |     |     |     |                          | <b>596</b> | <b>7'152</b> | <b>344</b> | <b>1</b> | <b>1</b> | <b>1</b> | <b>132</b> | <b>479</b>       | <b>61</b>              |          |



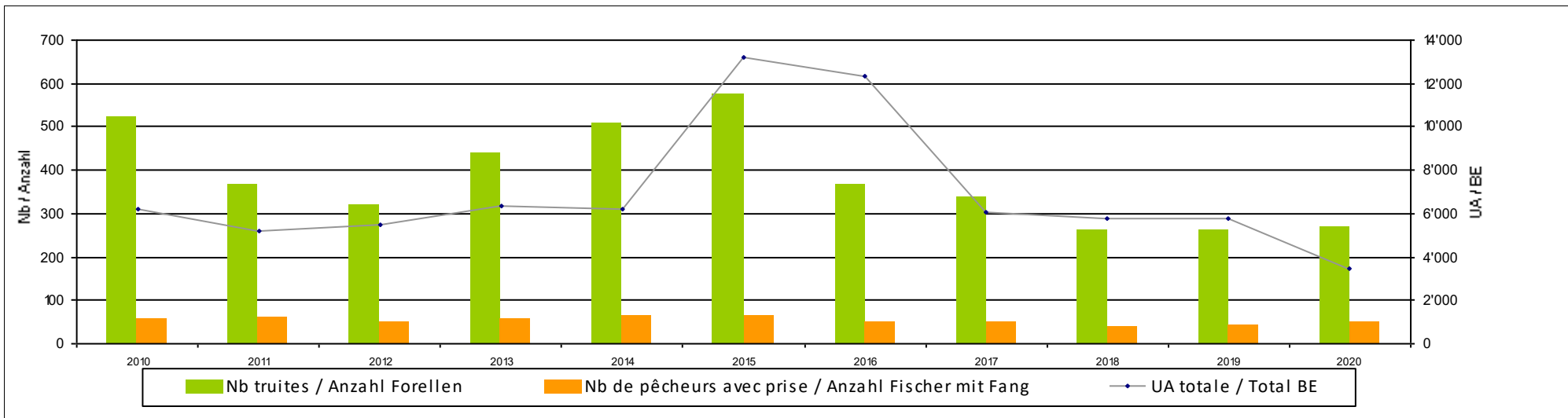
# 152 Broye supérieure

Infos cours d'eau - pêche

Longueur (m) :

Surface (ha) : 5.93

| Année         | Alevinage direct |     |     |     |     |     |     |     | Ruisseau d'élevage       |            |              | Total      | Captures |          |          |           |                  | Total                  | Pression |
|---------------|------------------|-----|-----|-----|-----|-----|-----|-----|--------------------------|------------|--------------|------------|----------|----------|----------|-----------|------------------|------------------------|----------|
|               | Truite           |     |     |     |     |     |     |     | Autres espèces pêchées   |            |              |            |          | Total    | Pression |           |                  |                        |          |
|               | UA alev. direct  | Ale | Pre | Est | Juv | Adu | Oeu | Aut | No du ruisseau d'élevage | UA des RE  | UA totale    | Truite     | Ombre    | Brochet  | Perche   | Autres    | Captures totales | Nb pêcheurs avec prise |          |
| 2010          | 5'800            |     |     | x   |     |     |     |     | 40702                    | 433        | 6'233        | 524        | 0        | 0        | 4        | 0         | 528              | 57                     |          |
| 2011          | 5'000            |     |     | x   |     |     |     |     | 40702                    | 195        | 5'195        | 368        | 0        | 0        | 0        | 0         | 368              | 63                     |          |
| 2012          | 5'000            |     |     | x   |     |     |     |     | 40702                    | 451        | 5'451        | 320        | 0        | 0        | 1        | 4         | 325              | 50                     |          |
| 2013          | 5'800            |     |     | x   |     |     | x   |     | 40702                    | 516        | 6'316        | 439        | 0        | 0        | 3        | 0         | 442              | 56                     |          |
| 2014          | 5'800            |     |     | x   |     |     | x   |     | 40702                    | 438        | 6'238        | 510        | 0        | 3        | 21       | 114       | 648              | 65                     |          |
| 2015          | 11'600           |     |     | x   |     |     | x   |     | 40601 40702              | 1'614      | 13'214       | 578        | 0        | 0        | 0        | 60        | 638              | 65                     |          |
| 2016          | 11'805           |     |     |     | x   |     | x   |     | 40702                    | 535        | 12'340       | 369        | 0        | 0        | 17       | 1         | 387              | 52                     |          |
| 2017          | 5'800            |     |     | x   |     |     | x   |     | 40702                    | 286        | 6'086        | 338        | 0        | 1        | 0        | 30        | 369              | 49                     |          |
| 2018          | 5'800            |     |     | x   |     |     | x   |     | -                        | 0          | 5'800        | 264        | 0        | 0        | 0        | 0         | 264              | 39                     |          |
| 2019          | 5'800            |     |     | x   |     |     |     |     | -                        | 0          | 5'800        | 263        | 0        | 0        | 0        | 0         | 263              | 43                     |          |
| 2020          | 3'500            |     |     | x   |     |     | x   |     | -                        | 0          | 3'500        | 269        | 0        | 0        | 0        | 0         | 269              | 51                     |          |
| <b>Moyen.</b> | <b>6'519</b>     |     |     |     |     |     |     |     |                          | <b>406</b> | <b>6'925</b> | <b>386</b> | <b>0</b> | <b>0</b> | <b>4</b> | <b>19</b> | <b>409</b>       | <b>54</b>              |          |



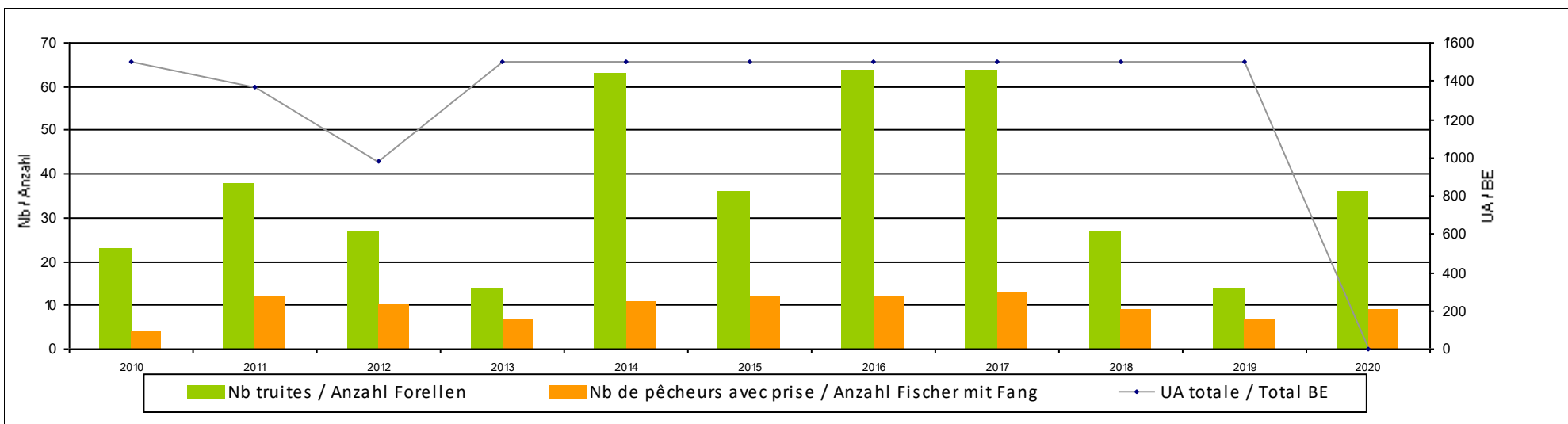
# 153 Mortivue

Infos cours d'eau - pêche

Longueur (m) :

Surface (ha) : 1.36

| Année         | Alevinage direct |     |     |     |     |     |     |     | Ruisseau d'élevage       |           |              | Total     | Captures |          |          |          |                  | Total                  | Pression |
|---------------|------------------|-----|-----|-----|-----|-----|-----|-----|--------------------------|-----------|--------------|-----------|----------|----------|----------|----------|------------------|------------------------|----------|
|               | Truite           |     |     |     |     |     |     |     | Autres espèces pêchées   |           |              |           |          | Total    | Pression |          |                  |                        |          |
|               | UA alev. direct  | Ale | Pre | Est | Juv | Adu | Oeu | Aut | No du ruisseau d'élevage | UA des RE | UA totale    | Truite    | Ombre    | Brochet  | Perche   | Autres   | Captures totales | Nb pêcheurs avec prise |          |
| 2010          | 1'500            | x   |     | x   |     |     |     |     | -                        | 0         | 1'500        | 23        | 0        | 0        | 0        | 0        | 23               | 4                      |          |
| 2011          | 1'371            | x   |     | x   |     |     |     |     | -                        | 0         | 1'371        | 38        | 0        | 0        | 0        | 0        | 38               | 12                     |          |
| 2012          | 978              | x   |     | x   |     |     |     |     | -                        | 0         | 978          | 27        | 0        | 0        | 0        | 0        | 27               | 10                     |          |
| 2013          | 1'500            | x   |     | x   |     |     |     |     | -                        | 0         | 1'500        | 14        | 0        | 0        | 0        | 0        | 14               | 7                      |          |
| 2014          | 1'500            | x   |     | x   |     |     |     |     | -                        | 0         | 1'500        | 63        | 0        | 0        | 0        | 0        | 63               | 11                     |          |
| 2015          | 1'500            | x   |     | x   |     |     |     |     | -                        | 0         | 1'500        | 36        | 0        | 0        | 0        | 0        | 36               | 12                     |          |
| 2016          | 1'500            | x   |     |     | x   |     |     |     | -                        | 0         | 1'500        | 64        | 0        | 0        | 0        | 0        | 64               | 12                     |          |
| 2017          | 1'500            | x   |     | x   |     |     |     |     | -                        | 0         | 1'500        | 64        | 0        | 0        | 36       | 0        | 100              | 13                     |          |
| 2018          | 1'500            | x   |     | x   |     |     |     |     | -                        | 0         | 1'500        | 27        | 0        | 0        | 0        | 0        | 27               | 9                      |          |
| 2019          | 1'500            | x   |     | x   |     |     |     |     | -                        | 0         | 1'500        | 14        | 0        | 0        | 0        | 0        | 14               | 7                      |          |
| 2020          | 0                |     |     |     |     |     |     |     | -                        | 0         | 0            | 36        | 0        | 0        | 0        | 0        | 36               | 9                      |          |
| <b>Moyen.</b> | <b>1'304</b>     |     |     |     |     |     |     |     |                          | <b>0</b>  | <b>1'304</b> | <b>37</b> | <b>0</b> | <b>0</b> | <b>3</b> | <b>0</b> | <b>40</b>        | <b>10</b>              |          |



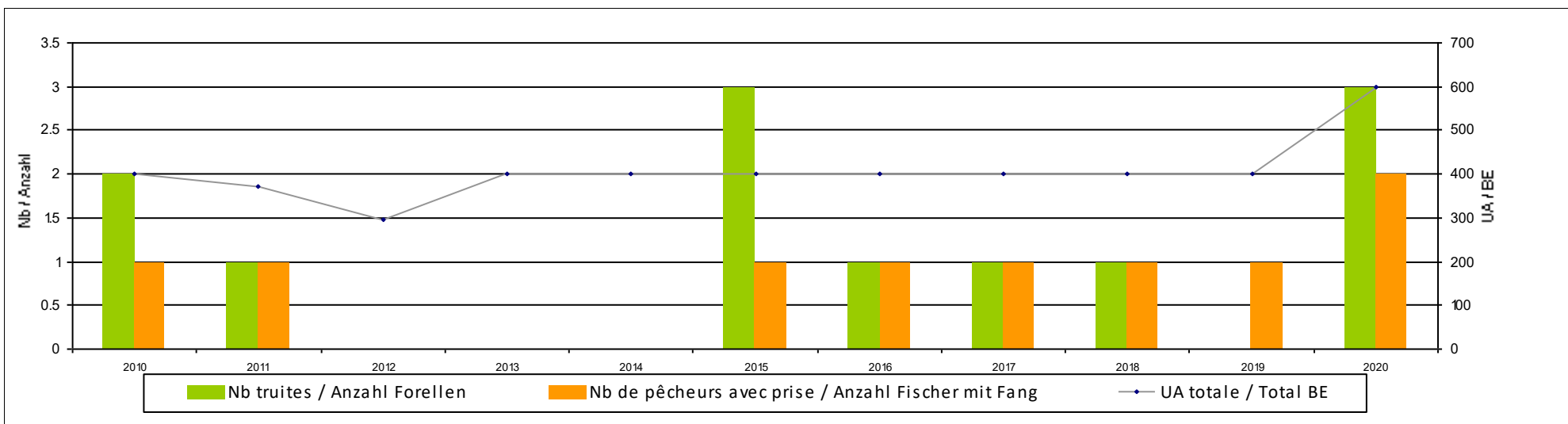
# 154 Vézenand

Infos cours d'eau - pêche

Longueur (m) :

Surface (ha) : 0.48

| Année         | Alevinage direct |     |     |     |     |     |     |     | Ruisseau d'élevage       |           |            | Total    | Captures |          |          |          |                  | Total                  | Pression |  |
|---------------|------------------|-----|-----|-----|-----|-----|-----|-----|--------------------------|-----------|------------|----------|----------|----------|----------|----------|------------------|------------------------|----------|--|
|               | Truite           |     |     |     |     |     |     |     | Autres espèces pêchées   |           |            |          |          |          |          |          |                  |                        |          |  |
|               | UA alev. direct  | Ale | Pre | Est | Juv | Adu | Oeu | Aut | No du ruisseau d'élevage | UA des RE | UA totale  | Truite   | Ombre    | Brochet  | Perche   | Autres   | Captures totales | Nb pêcheurs avec prise |          |  |
| 2010          | 400              | x   |     |     |     |     |     |     | -                        | 0         | 400        | 2        | 0        | 0        | 0        | 0        | 2                | 1                      |          |  |
| 2011          | 370              | x   |     |     |     |     |     |     | -                        | 0         | 370        | 1        | 0        | 0        | 0        | 0        | 1                | 1                      |          |  |
| 2012          | 240              | x   |     |     |     |     |     |     | 40702                    | 57        | 297        | 0        | 0        | 0        | 0        | 0        | 0                | 0                      |          |  |
| 2013          | 400              | x   |     |     |     |     |     |     | -                        | 0         | 400        | 0        | 0        | 0        | 0        | 0        | 0                | 0                      |          |  |
| 2014          | 400              | x   |     |     |     |     |     |     | -                        | 0         | 400        | 0        | 0        | 0        | 0        | 0        | 0                | 0                      |          |  |
| 2015          | 400              | x   |     |     |     |     |     |     | -                        | 0         | 400        | 3        | 0        | 0        | 0        | 0        | 3                | 1                      |          |  |
| 2016          | 400              | x   |     |     |     |     |     |     | -                        | 0         | 400        | 1        | 0        | 0        | 0        | 0        | 1                | 1                      |          |  |
| 2017          | 400              | x   |     |     |     |     |     |     | -                        | 0         | 400        | 1        | 0        | 0        | 0        | 0        | 1                | 1                      |          |  |
| 2018          | 400              | x   |     |     |     |     |     |     | -                        | 0         | 400        | 1        | 0        | 0        | 0        | 0        | 1                | 1                      |          |  |
| 2019          | 400              | x   |     |     |     |     |     |     | -                        | 0         | 400        | 0        | 0        | 0        | 0        | 3        | 3                | 1                      |          |  |
| 2020          | 600              |     |     | x   |     |     |     |     | -                        | 0         | 600        | 3        | 0        | 0        | 0        | 0        | 3                | 2                      |          |  |
| <b>Moyen.</b> | <b>401</b>       |     |     |     |     |     |     |     |                          | <b>5</b>  | <b>406</b> | <b>1</b> | <b>0</b> | <b>0</b> | <b>0</b> | <b>0</b> | <b>1</b>         | <b>1</b>               |          |  |





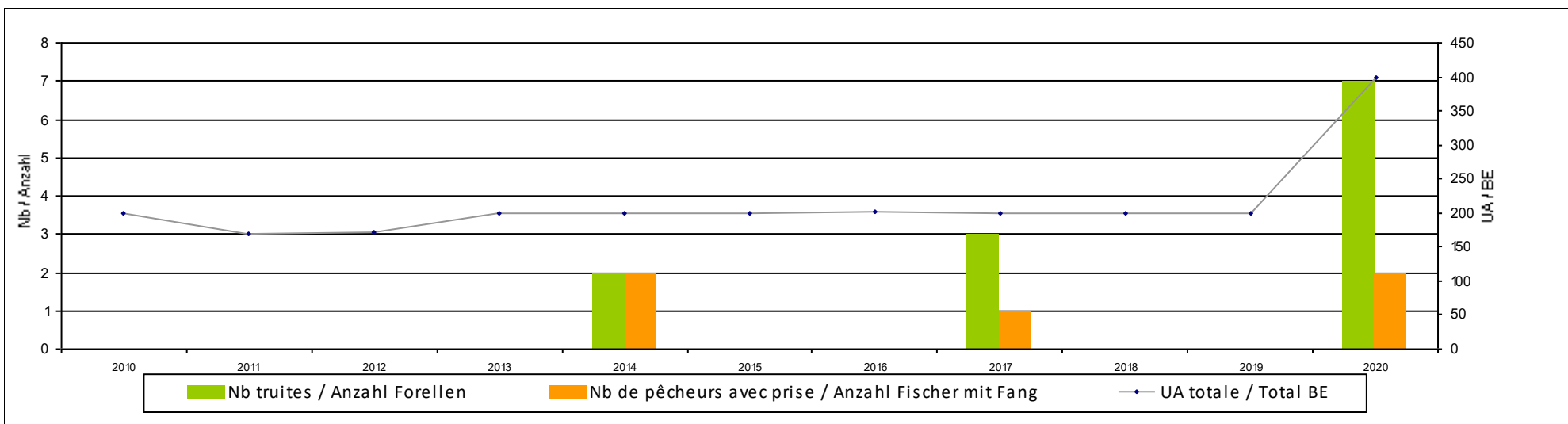
# 155 Cibe

Infos cours d'eau - pêche

Longueur (m) :

Surface (ha) : 0.12

| Année         | Alevinage direct |     |     |     |     |     |     |     | Ruisseau d'élevage       |           |            | Total    | Captures |          |          |          |                  | Total                  | Pression |
|---------------|------------------|-----|-----|-----|-----|-----|-----|-----|--------------------------|-----------|------------|----------|----------|----------|----------|----------|------------------|------------------------|----------|
|               | Truite           |     |     |     |     |     |     |     | Autres espèces pêchées   |           |            |          |          | Total    | Pression |          |                  |                        |          |
|               | UA alev. direct  | Ale | Pre | Est | Juv | Adu | Oeu | Aut | No du ruisseau d'élevage | UA des RE | UA totale  | Truite   | Ombre    | Brochet  | Perche   | Autres   | Captures totales | Nb pêcheurs avec prise |          |
| 2010          | 200              |     |     | x   |     |     |     |     | -                        | 0         | 200        | 0        | 0        | 0        | 0        | 0        | 0                | 0                      |          |
| 2011          | 170              |     |     | x   |     |     |     |     | -                        | 0         | 170        | 0        | 0        | 0        | 0        | 0        | 0                | 0                      |          |
| 2012          | 172              |     |     | x   |     |     |     |     | -                        | 0         | 172        | 0        | 0        | 0        | 0        | 0        | 0                | 0                      |          |
| 2013          | 200              |     |     | x   |     |     |     |     | -                        | 0         | 200        | 0        | 0        | 0        | 0        | 0        | 0                | 0                      |          |
| 2014          | 200              |     |     | x   |     |     |     |     | -                        | 0         | 200        | 2        | 0        | 0        | 0        | 0        | 2                | 2                      |          |
| 2015          | 200              |     |     | x   |     |     |     |     | -                        | 0         | 200        | 0        | 0        | 0        | 0        | 0        | 0                | 0                      |          |
| 2016          | 203              |     |     |     | x   |     |     |     | -                        | 0         | 203        | 0        | 0        | 0        | 0        | 0        | 0                | 0                      |          |
| 2017          | 200              |     |     | x   |     |     |     |     | -                        | 0         | 200        | 3        | 0        | 0        | 0        | 0        | 3                | 1                      |          |
| 2018          | 200              |     |     | x   |     |     |     |     | -                        | 0         | 200        | 0        | 0        | 0        | 0        | 0        | 0                | 0                      |          |
| 2019          | 200              |     |     | x   |     |     |     |     | -                        | 0         | 200        | 0        | 0        | 0        | 0        | 0        | 0                | 0                      |          |
| 2020          | 400              |     |     | x   |     |     |     |     | -                        | 0         | 400        | 7        | 0        | 0        | 0        | 0        | 7                | 2                      |          |
| <b>Moyen.</b> | <b>213</b>       |     |     |     |     |     |     |     |                          | <b>0</b>  | <b>213</b> | <b>1</b> | <b>0</b> | <b>0</b> | <b>0</b> | <b>0</b> | <b>0</b>         | <b>1</b>               | <b>0</b> |



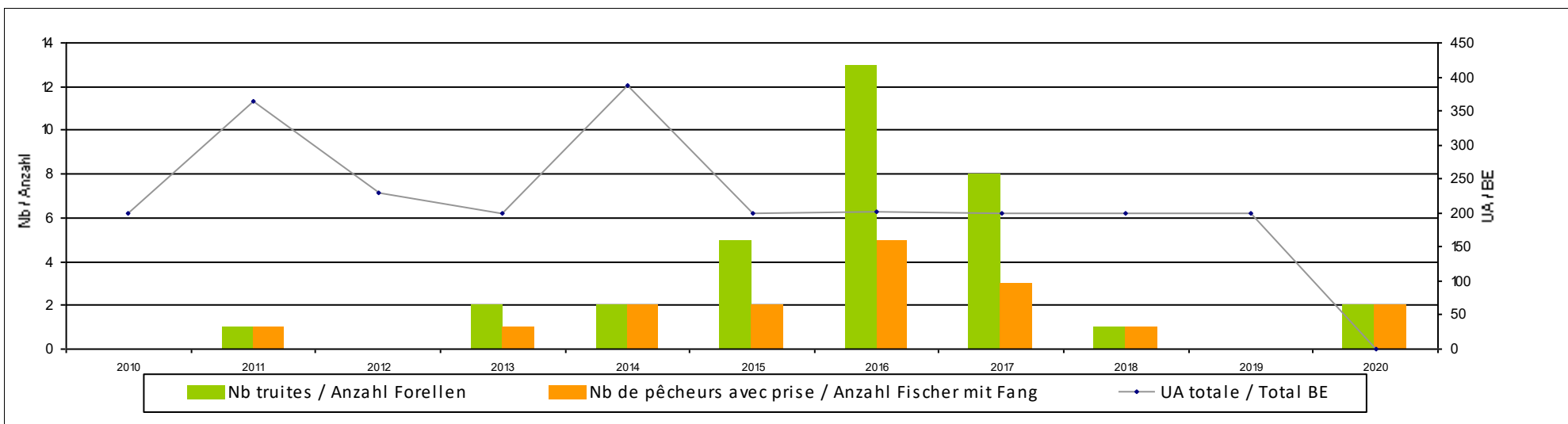
# 156 Dà

Infos cours d'eau - pêche

Longueur (m) :

Surface (ha) : 0.24

| Année         | Alevinage direct |     |     |     |     |     |     |       | Ruisseau d'élevage       |            |           | Total    | Captures |          |          |          |                  | Total                  | Pression |
|---------------|------------------|-----|-----|-----|-----|-----|-----|-------|--------------------------|------------|-----------|----------|----------|----------|----------|----------|------------------|------------------------|----------|
|               | Truite           |     |     |     |     |     |     |       | Autres espèces pêchées   |            |           |          |          | Total    | Pression |          |                  |                        |          |
|               | UA alev. direct  | Ale | Pre | Est | Juv | Adu | Oeu | Aut   | No du ruisseau d'élevage | UA des RE  | UA totale | Truite   | Ombre    | Brochet  | Perche   | Autres   | Captures totales | Nb pêcheurs avec prise |          |
| 2010          | 200              |     |     | x   |     |     |     |       | -                        | 0          | 200       | 0        | 0        | 0        | 0        | 0        | 0                | 0                      |          |
| 2011          | 170              |     |     | x   |     |     |     | 40702 | 195                      | 365        | 1         | 0        | 0        | 0        | 0        | 1        | 1                |                        |          |
| 2012          | 172              |     |     | x   |     |     |     | 40702 | 59                       | 231        | 0         | 0        | 0        | 0        | 0        | 0        | 0                |                        |          |
| 2013          | 200              |     |     | x   |     |     | x   | -     | 0                        | 200        | 2         | 0        | 0        | 0        | 0        | 2        | 1                |                        |          |
| 2014          | 200              |     |     | x   |     |     | x   | 40702 | 438                      | 388        | 2         | 0        | 0        | 0        | 0        | 2        | 2                |                        |          |
| 2015          | 200              |     |     | x   |     |     | x   | -     | 0                        | 200        | 5         | 0        | 0        | 0        | 0        | 5        | 2                |                        |          |
| 2016          | 203              |     |     |     | x   |     | x   | -     | 0                        | 203        | 13        | 0        | 0        | 0        | 0        | 13       | 5                |                        |          |
| 2017          | 200              |     |     | x   |     |     | x   | -     | 0                        | 200        | 8         | 0        | 0        | 0        | 0        | 8        | 3                |                        |          |
| 2018          | 200              |     |     | x   |     |     | x   | -     | 0                        | 200        | 1         | 0        | 0        | 0        | 0        | 1        | 1                |                        |          |
| 2019          | 200              |     |     | x   |     |     |     | -     | 0                        | 200        | 0         | 0        | 0        | 0        | 0        | 0        | 0                |                        |          |
| 2020          | 0                |     |     |     |     |     | x   | -     | 0                        | 0          | 2         | 0        | 0        | 0        | 0        | 2        | 2                |                        |          |
| <b>Moyen.</b> | <b>177</b>       |     |     |     |     |     |     |       | <b>63</b>                | <b>217</b> | <b>3</b>  | <b>0</b> | <b>0</b> | <b>0</b> | <b>0</b> | <b>3</b> | <b>2</b>         |                        |          |



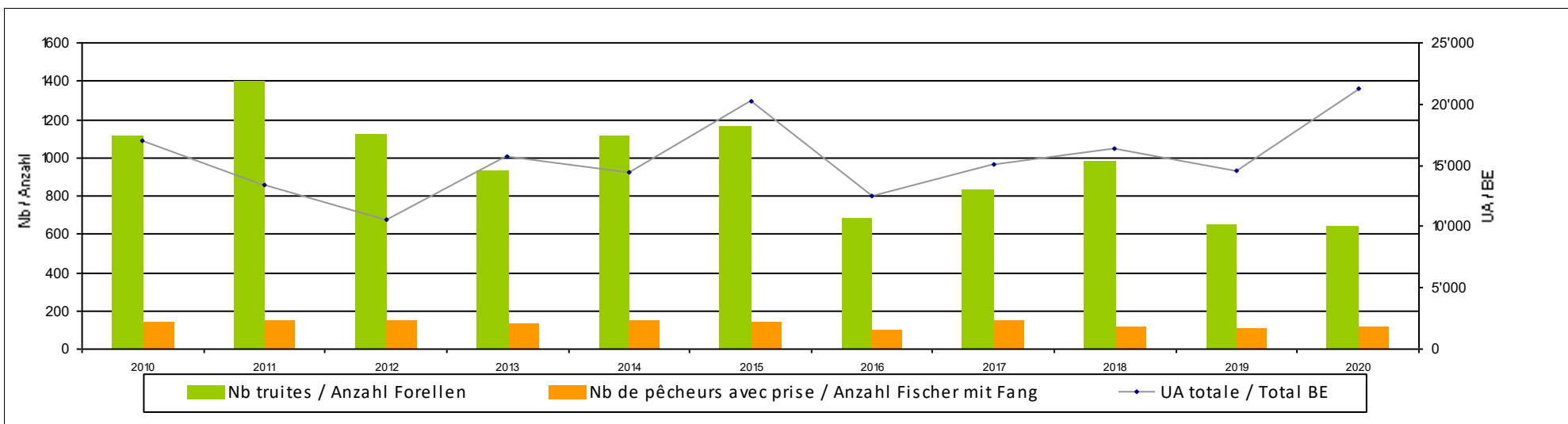
# 170 Jogne

Infos cours d'eau - pêche

Longueur (m) :

Surface (ha) : 15.1

| Année         | Alevinage direct |     |     |     |     |     |     |     | Ruisseau d'élevage       |              |               | Total      | Captures |          |          |          |                  | Total                  | Pression |
|---------------|------------------|-----|-----|-----|-----|-----|-----|-----|--------------------------|--------------|---------------|------------|----------|----------|----------|----------|------------------|------------------------|----------|
|               | UA alev. direct  | Ale | Pre | Est | Juv | Adu | Oeu | Aut | No du ruisseau d'élevage | UA des RE    | UA totale     | Truite     | Ombre    | Brochet  | Perche   | Autres   | Captures totales | Nb pêcheurs avec prise |          |
| 2010          | 14'500           | x   |     | x   |     |     |     |     | 40109 40303 40304 40318  | 2'525        | 17'025        | 1'111      | 0        | 0        | 0        | 0        | 1111             | 137                    |          |
| 2011          | 8'993            | x   |     | x   |     |     |     |     | 40109 40303 40304 40318  | 4'385        | 13'378        | 1'400      | 0        | 0        | 0        | 0        | 1400             | 151                    |          |
| 2012          | 7'934            | x   |     | x   |     |     |     |     | 40303 40304              | 2'664        | 10'598        | 1'119      | 0        | 0        | 0        | 1        | 1120             | 146                    |          |
| 2013          | 14'500           | x   |     | x   |     |     |     |     | 40304                    | 1'236        | 15'736        | 929        | 0        | 0        | 0        | 1        | 930              | 135                    |          |
| 2014          | 11'818           | x   |     | x   | x   | x   |     |     | 40303 40304 40318        | 2'670        | 14'488        | 1'114      | 0        | 0        | 0        | 0        | 1114             | 146                    |          |
| 2015          | 17'871           | x   |     | x   | x   | x   |     |     | 40303 40304 40318        | 2'367        | 20'238        | 1'167      | 0        | 0        | 7        | 1        | 1175             | 140                    |          |
| 2016          | 11'700           | x   |     | x   | x   |     |     |     | 40318                    | 852          | 12'552        | 684        | 0        | 1        | 0        | 0        | 685              | 100                    |          |
| 2017          | 14'500           | x   |     | x   |     |     |     |     | 40304 40318              | 641          | 15'141        | 834        | 0        | 0        | 0        | 0        | 834              | 149                    |          |
| 2018          | 14'500           | x   |     | x   |     |     |     |     | 40303 40304 40318        | 1'828        | 16'328        | 983        | 0        | 0        | 0        | 3        | 986              | 113                    |          |
| 2019          | 14'500           | x   |     | x   |     |     |     |     | -                        | 0            | 14'500        | 654        | 0        | 0        | 2        | 1        | 657              | 107                    |          |
| 2020          | 19'300           |     |     | x   |     |     |     |     | 40303 40318              | 1'920        | 21'220        | 647        | 0        | 0        | 3        | 2        | 652              | 113                    |          |
| <b>Moyen.</b> | <b>13'647</b>    |     |     |     |     |     |     |     |                          | <b>1'917</b> | <b>15'564</b> | <b>967</b> | <b>0</b> | <b>0</b> | <b>1</b> | <b>1</b> | <b>969</b>       | <b>131</b>             |          |



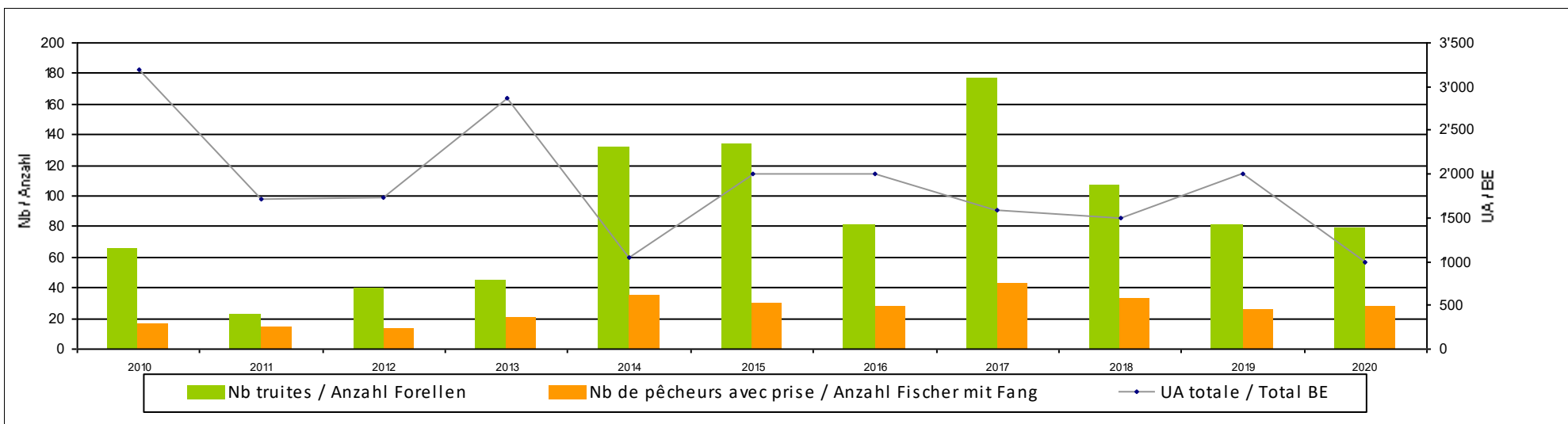
# 171 Gorges de la Jogne

Infos cours d'eau - pêche

Longueur (m) :

Surface (ha) : 2.61

| Année         | Alevinage direct |     |     |     |     |     |     |     | Ruisseau d'élevage       |           |              | Total     | Captures |          |           |          |                  | Total                  | Pression |
|---------------|------------------|-----|-----|-----|-----|-----|-----|-----|--------------------------|-----------|--------------|-----------|----------|----------|-----------|----------|------------------|------------------------|----------|
|               | Truite           |     |     |     |     |     |     |     | Autres espèces pêchées   |           |              |           |          | Total    | Pression  |          |                  |                        |          |
|               | UA alev. direct  | Ale | Pre | Est | Juv | Adu | Oeu | Aut | No du ruisseau d'élevage | UA des RE | UA totale    | Truite    | Ombre    | Brochet  | Perche    | Autres   | Captures totales | Nb pêcheurs avec prise |          |
| 2010          | 3'200            |     |     | x   |     |     |     |     | -                        | 0         | 3'200        | 66        | 0        | 0        | 2         | 0        | 68               | 17                     |          |
| 2011          | 1'720            |     |     | x   |     |     |     |     | -                        | 0         | 1'720        | 23        | 0        | 0        | 1         | 0        | 24               | 14                     |          |
| 2012          | 1'724            |     |     | x   |     |     |     |     | -                        | 0         | 1'724        | 40        | 0        | 0        | 19        | 2        | 61               | 13                     |          |
| 2013          | 1'662            |     |     |     | x   | x   |     |     | 30332                    | 568       | 2'865        | 45        | 0        | 0        | 0         | 0        | 45               | 21                     |          |
| 2014          | 1'045            |     |     | x   | x   | x   |     |     | -                        | 0         | 1'045        | 132       | 0        | 0        | 0         | 0        | 132              | 35                     |          |
| 2015          | 2'001            |     |     |     | x   |     |     |     | -                        | 0         | 2'001        | 134       | 0        | 0        | 5         | 0        | 139              | 30                     |          |
| 2016          | 2'001            |     |     |     | x   |     |     |     | -                        | 0         | 2'001        | 81        | 0        | 6        | 0         | 0        | 87               | 28                     |          |
| 2017          | 1'585            |     |     | x   | x   | x   |     |     | -                        | 0         | 1'585        | 177       | 0        | 0        | 32        | 0        | 209              | 43                     |          |
| 2018          | 1'500            |     |     |     | x   |     |     |     | -                        | 0         | 1'500        | 107       | 0        | 0        | 5         | 0        | 112              | 33                     |          |
| 2019          | 2'000            |     |     | x   |     |     |     |     | -                        | 0         | 2'000        | 81        | 0        | 0        | 154       | 0        | 235              | 26                     |          |
| 2020          | 1'000            |     |     | x   | x   |     |     |     | -                        | 0         | 1'000        | 79        | 0        | 0        | 13        | 0        | 92               | 28                     |          |
| <b>Moyen.</b> | <b>1'767</b>     |     |     |     |     |     |     |     |                          | <b>52</b> | <b>1'876</b> | <b>88</b> | <b>0</b> | <b>1</b> | <b>21</b> | <b>0</b> | <b>109</b>       | <b>26</b>              |          |



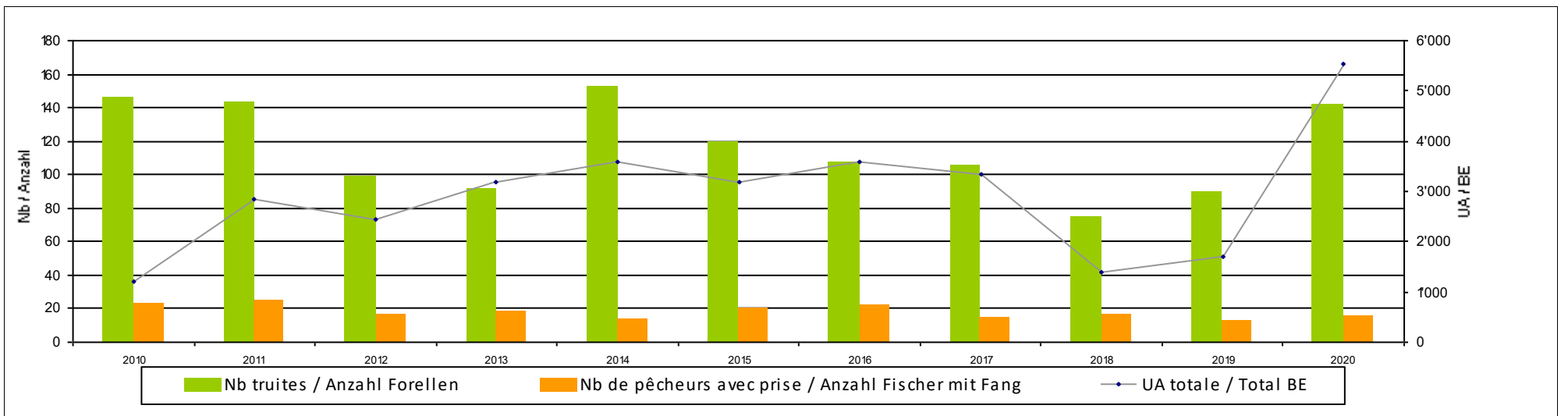
# 180 Javroz

Infos cours d'eau - pêche

Longueur (m) :

Surface (ha) : 4.02

| Année         | Alevinage direct |     |     |     |     |     |     |     | Ruisseau d'élevage       |            |              | Total      | Captures |          |          |          |                  | Total                  | Pression |
|---------------|------------------|-----|-----|-----|-----|-----|-----|-----|--------------------------|------------|--------------|------------|----------|----------|----------|----------|------------------|------------------------|----------|
|               | Truite           |     |     |     |     |     |     |     | Autres espèces pêchées   |            |              |            |          | Total    | Pression |          |                  |                        |          |
|               | UA alev. direct  | Ale | Pre | Est | Juv | Adu | Oeu | Aut | No du ruisseau d'élevage | UA des RE  | UA totale    | Truite     | Ombre    | Brochet  | Perche   | Autres   | Captures totales | Nb pêcheurs avec prise |          |
| 2010          | 1'200            | x   |     |     |     |     |     |     | -                        | 0          | 1'200        | 147        | 0        | 0        | 0        | 0        | 147              | 23                     |          |
| 2011          | 2'831            | x   |     | x   |     |     |     |     | -                        | 0          | 2'831        | 144        | 0        | 0        | 0        | 0        | 144              | 25                     |          |
| 2012          | 2'444            | x   |     | x   |     |     |     |     | -                        | 0          | 2'444        | 99         | 0        | 0        | 0        | 0        | 99               | 17                     |          |
| 2013          | 3'200            | x   |     | x   |     |     |     |     | -                        | 0          | 3'200        | 92         | 0        | 0        | 0        | 0        | 92               | 19                     |          |
| 2014          | 3'200            | x   |     | x   |     |     |     |     | -                        | 0          | 3'602        | 153        | 0        | 0        | 0        | 0        | 153              | 14                     |          |
| 2015          | 3'200            | x   |     | x   |     |     |     |     | 40303                    | 1'206      | 3'200        | 120        | 0        | 0        | 0        | 0        | 120              | 20                     |          |
| 2016          | 3'600            | x   | x   | x   |     |     |     |     | -                        | 0          | 3'600        | 108        | 0        | 0        | 0        | 0        | 108              | 22                     |          |
| 2017          | 3'200            | x   |     | x   |     |     |     |     | 40303                    | 154        | 3'354        | 106        | 0        | 0        | 0        | 0        | 106              | 15                     |          |
| 2018          | 1'400            | x   |     |     |     |     |     |     | -                        | 0          | 1'400        | 75         | 0        | 0        | 1        | 0        | 76               | 17                     |          |
| 2019          | 1'700            | x   |     | x   |     |     |     |     | -                        | 0          | 1'700        | 90         | 0        | 0        | 0        | 0        | 90               | 13                     |          |
| 2020          | 5'500            |     |     | x   |     |     |     |     | 40304                    | 48         | 5'548        | 142        | 0        | 0        | 1        | 0        | 143              | 16                     |          |
| <b>Moyen.</b> | <b>2'861</b>     |     |     |     |     |     |     |     |                          | <b>128</b> | <b>2'916</b> | <b>116</b> | <b>0</b> | <b>0</b> | <b>0</b> | <b>0</b> | <b>116</b>       | <b>18</b>              |          |



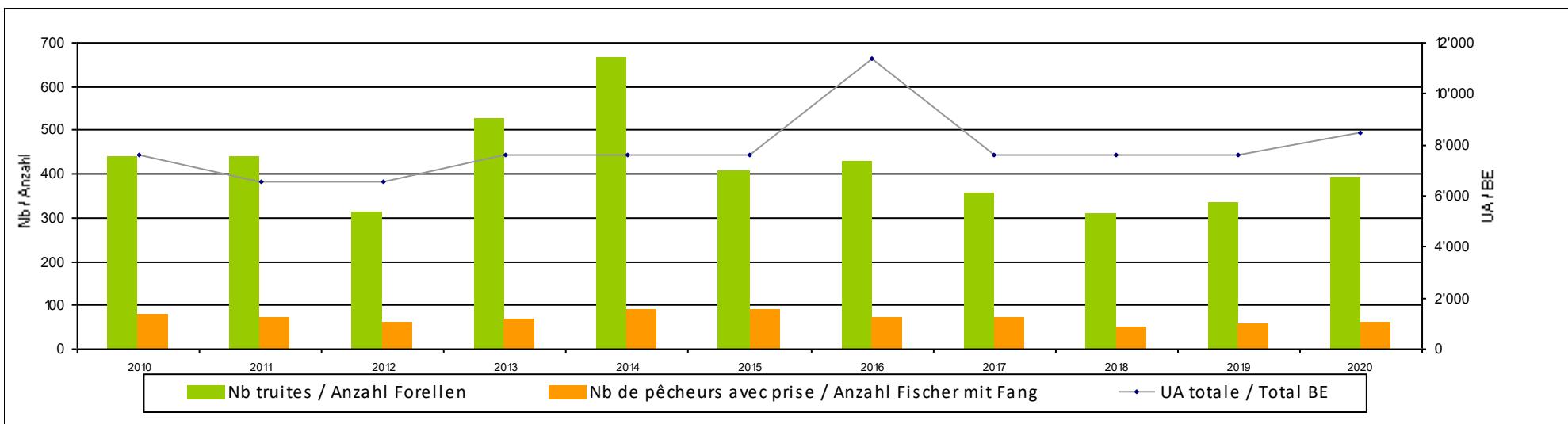
# 200 Sionge

Infos cours d'eau - pêche

Longueur (m) :

Surface (ha) : 4.48

| Année         | Alevinage direct |     |     |     |     |     |     |     | Ruisseau d'élevage       |           |              | Total      | Captures |          |          |           |                  | Total                  | Pression |
|---------------|------------------|-----|-----|-----|-----|-----|-----|-----|--------------------------|-----------|--------------|------------|----------|----------|----------|-----------|------------------|------------------------|----------|
|               | Truite           |     |     |     |     |     |     |     | Autres espèces pêchées   |           |              |            |          | Total    | Pression |           |                  |                        |          |
|               | UA alev. direct  | Ale | Pre | Est | Juv | Adu | Oeu | Aut | No du ruisseau d'élevage | UA des RE | UA totale    | Truite     | Ombre    | Brochet  | Perche   | Autres    | Captures totales | Nb pêcheurs avec prise |          |
| 2010          | 7'600            |     |     | x   |     |     |     |     | -                        | 0         | 7'600        | 440        | 0        | 0        | 11       | 3         | 454              | 78                     |          |
| 2011          | 6'550            |     |     | x   |     |     |     |     | -                        | 0         | 6'550        | 440        | 0        | 0        | 37       | 0         | 477              | 72                     |          |
| 2012          | 6'551            |     |     | x   |     |     |     |     | -                        | 0         | 6'551        | 314        | 0        | 0        | 0        | 2         | 316              | 60                     |          |
| 2013          | 7'600            |     |     | x   |     |     |     |     | -                        | 0         | 7'600        | 527        | 0        | 0        | 0        | 2         | 529              | 69                     |          |
| 2014          | 7'600            |     |     | x   |     |     |     |     | -                        | 0         | 7'600        | 666        | 0        | 0        | 0        | 2         | 668              | 91                     |          |
| 2015          | 7'600            |     |     | x   |     |     |     |     | -                        | 0         | 7'600        | 409        | 0        | 0        | 0        | 0         | 409              | 89                     |          |
| 2016          | 11'400           |     |     |     | x   |     |     |     | -                        | 0         | 11'400       | 429        | 0        | 1        | 0        | 12        | 442              | 71                     |          |
| 2017          | 7'600            |     |     | x   |     |     |     |     | -                        | 0         | 7'600        | 357        | 0        | 0        | 0        | 24        | 381              | 71                     |          |
| 2018          | 7'600            |     |     | x   |     |     |     |     | -                        | 0         | 7'600        | 310        | 0        | 0        | 47       | 153       | 510              | 52                     |          |
| 2019          | 7'600            |     |     | x   |     |     |     |     | -                        | 0         | 7'600        | 335        | 0        | 0        | 2        | 2         | 339              | 57                     |          |
| 2020          | 8'500            |     |     | x   |     |     |     |     | -                        | 0         | 8'500        | 393        | 0        | 2        | 0        | 34        | 429              | 62                     |          |
| <b>Moyen.</b> | <b>7'836</b>     |     |     |     |     |     |     |     |                          | <b>0</b>  | <b>7'836</b> | <b>420</b> | <b>0</b> | <b>0</b> | <b>9</b> | <b>21</b> | <b>450</b>       | <b>70</b>              |          |



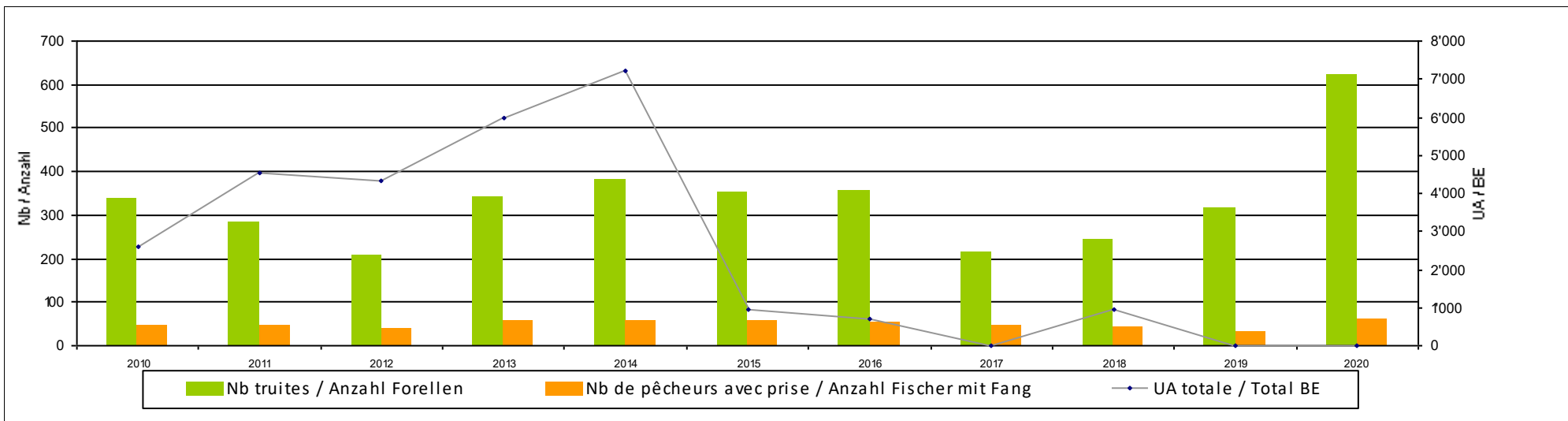
# 210 Petite Glâne

Infos cours d'eau - pêche

Longueur (m) :

Surface (ha) : 7.08

| Année         | Alevinage direct |     |     |     |     |     |     |     | Ruisseau d'élevage       |            |              | Total      | Captures |          |          |           |                  | Total                  | Pression |
|---------------|------------------|-----|-----|-----|-----|-----|-----|-----|--------------------------|------------|--------------|------------|----------|----------|----------|-----------|------------------|------------------------|----------|
|               | Truite           |     |     |     |     |     |     |     | Autres espèces pêchées   |            |              |            |          | Total    | Pression |           |                  |                        |          |
|               | UA alev. direct  | Ale | Pre | Est | Juv | Adu | Oeu | Aut | No du ruisseau d'élevage | UA des RE  | UA totale    | Truite     | Ombre    | Brochet  | Perche   | Autres    | Captures totales | Nb pêcheurs avec prise |          |
| 2010          | 1'500            |     |     | x   |     |     |     |     | 40607 40608              | 1'100      | 2'600        | 340        | 0        | 0        | 14       | 1         | 355              | 48                     |          |
| 2011          | 4'310            |     |     | x   |     |     |     |     | 40611 40612              | 244        | 4'554        | 285        | 0        | 0        | 34       | 0         | 319              | 47                     |          |
| 2012          | 4'310            |     |     | x   |     |     |     |     | -                        | 0          | 4'310        | 208        | 0        | 0        | 0        | 0         | 208              | 41                     |          |
| 2013          | 4'166            |     |     | x   |     |     |     |     | 40607 40609              | 1'793      | 5'959        | 344        | 0        | 0        | 2        | 185       | 531              | 56                     |          |
| 2014          | 6'450            |     |     |     | x   |     |     |     | 40609                    | 769        | 7'219        | 383        | 0        | 0        | 0        | 6         | 389              | 58                     |          |
| 2015          | 0                |     |     |     |     |     |     |     | 40609                    | 964        | 964          | 353        | 0        | 0        | 0        | 31        | 384              | 57                     |          |
| 2016          | 0                |     |     |     |     |     |     |     | 40609                    | 691        | 691          | 358        | 0        | 0        | 0        | 17        | 375              | 53                     |          |
| 2017          | 0                |     |     |     |     |     |     |     | -                        | 0          | 0            | 217        | 0        | 0        | 0        | 2         | 219              | 46                     |          |
| 2018          | 0                |     |     |     |     |     |     |     | 40609                    | 954        | 954          | 244        | 0        | 0        | 0        | 1         | 245              | 44                     |          |
| 2019          | 0                |     |     |     |     |     |     |     | -                        | 0          | 0            | 317        | 0        | 0        | 0        | 2         | 319              | 31                     |          |
| 2020          | 0                |     |     |     |     |     |     |     | -                        | 0          | 0            | 623        | 0        | 0        | 3        | 78        | 704              | 62                     |          |
| <b>Moyen.</b> | <b>1'885</b>     |     |     |     |     |     |     |     |                          | <b>592</b> | <b>2'477</b> | <b>334</b> | <b>0</b> | <b>0</b> | <b>5</b> | <b>29</b> | <b>368</b>       | <b>49</b>              |          |



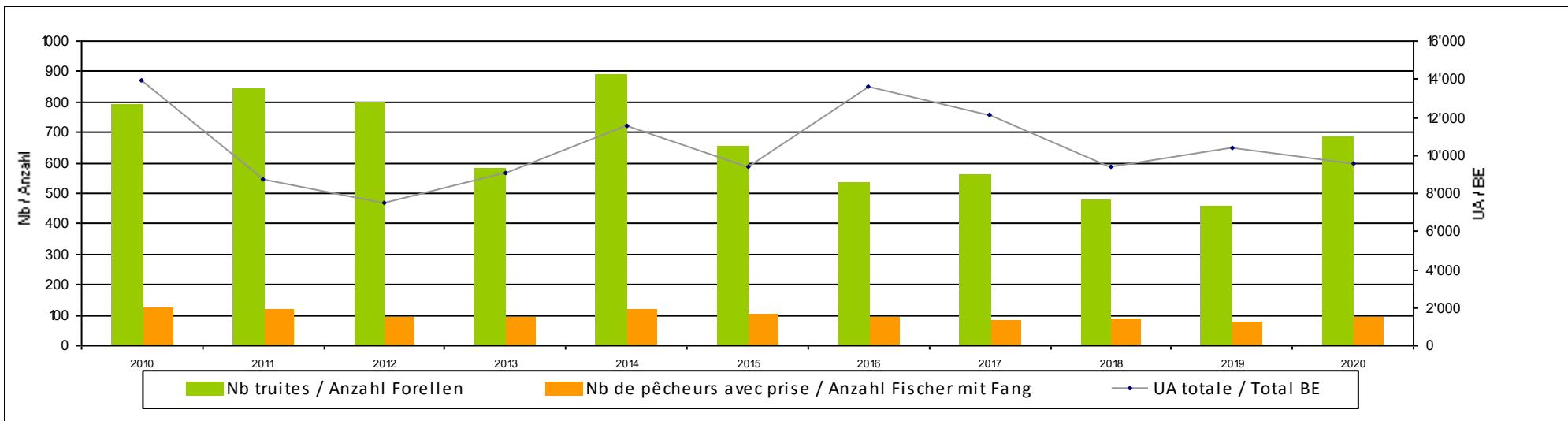
# 220 Trême

Infos cours d'eau - pêche

Longueur (m) :

Surface (ha) : 18.18

| Année         | Alevinage direct |     |     |     |     |     |     |     | Ruisseau d'élevage       |            |               | Total      | Captures |          |          |          |                  | Total                  | Pression |
|---------------|------------------|-----|-----|-----|-----|-----|-----|-----|--------------------------|------------|---------------|------------|----------|----------|----------|----------|------------------|------------------------|----------|
|               | Truite           |     |     |     |     |     |     |     | Autres espèces pêchées   |            |               |            |          | Total    | Pression |          |                  |                        |          |
|               | UA alev. direct  | Ale | Pre | Est | Juv | Adu | Oeu | Aut | No du ruisseau d'élevage | UA des RE  | UA totale     | Truite     | Ombre    | Brochet  | Perche   | Autres   | Captures totales | Nb pêcheurs avec prise |          |
| 2010          | 13'435           | x   |     | x   | x   |     |     |     | 40301                    | 517        | 13'952        | 795        | 0        | 0        | 0        | 1        | 796              | 123                    |          |
| 2011          | 8'252            | x   |     | x   |     |     |     |     | 40301                    | 482        | 8'734         | 845        | 0        | 0        | 0        | 2        | 847              | 117                    |          |
| 2012          | 7'464            | x   |     | x   |     |     |     |     | -                        | 0          | 7'464         | 797        | 0        | 0        | 0        | 4        | 801              | 92                     |          |
| 2013          | 8'800            | x   | x   | x   |     |     |     |     | 40301                    | 251        | 9'051         | 581        | 0        | 0        | 0        | 0        | 581              | 91                     |          |
| 2014          | 9'400            | x   |     | x   |     |     |     |     | 30332                    | 474        | 11'559        | 894        | 0        | 0        | 0        | 4        | 898              | 119                    |          |
| 2015          | 9'400            | x   |     | x   |     |     |     |     | -                        | 0          | 9'400         | 653        | 0        | 0        | 0        | 0        | 653              | 105                    |          |
| 2016          | 12'900           | x   |     |     | x   |     |     |     | 30332                    | 715        | 13'615        | 534        | 0        | 0        | 0        | 31       | 565              | 95                     |          |
| 2017          | 9'400            | x   |     | x   |     |     |     |     | 30332 40301              | 2'722      | 12'122        | 560        | 0        | 0        | 0        | 2        | 562              | 82                     |          |
| 2018          | 9'400            | x   |     | x   |     |     |     |     | -                        | 0          | 9'400         | 481        | 0        | 0        | 0        | 2        | 483              | 90                     |          |
| 2019          | 10'400           | x   |     | x   |     |     |     |     | -                        | 0          | 10'400        | 457        | 0        | 0        | 0        | 0        | 457              | 76                     |          |
| 2020          | 9'000            | x   |     | x   |     |     |     |     | 40301                    | 554        | 9'554         | 685        | 0        | 0        | 0        | 4        | 689              | 95                     |          |
| <b>Moyen.</b> | <b>9'805</b>     |     |     |     |     |     |     |     |                          | <b>519</b> | <b>10'477</b> | <b>662</b> | <b>0</b> | <b>0</b> | <b>0</b> | <b>5</b> | <b>667</b>       | <b>99</b>              |          |





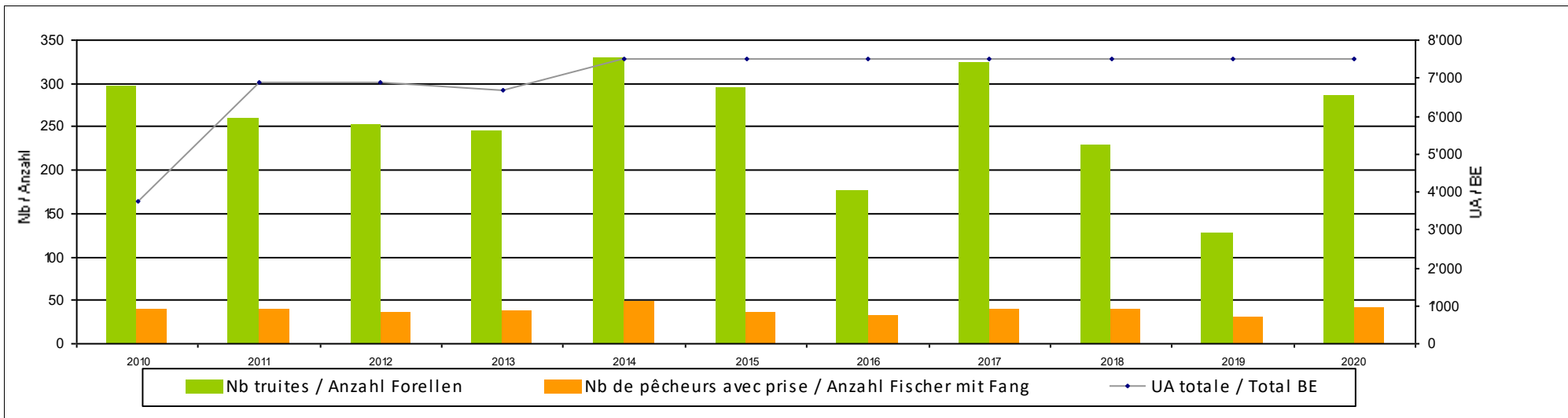
# 230 Veveyse de Châtel

Infos cours d'eau - pêche

Longueur (m) :

Surface (ha) : 5.17

| Année         | Alevinage direct |     |     |     |     |     |     |     | Ruisseau d'élevage       |           |              | Total      | Captures |          |          |          |                  | Total                  | Pression |
|---------------|------------------|-----|-----|-----|-----|-----|-----|-----|--------------------------|-----------|--------------|------------|----------|----------|----------|----------|------------------|------------------------|----------|
|               | Truite           |     |     |     |     |     |     |     | Autres espèces pêchées   |           |              |            |          | Total    | Pression |          |                  |                        |          |
|               | UA alev. direct  | Ale | Pre | Est | Juv | Adu | Oeu | Aut | No du ruisseau d'élevage | UA des RE | UA totale    | Truite     | Ombre    | Brochet  | Perche   | Autres   | Captures totales | Nb pêcheurs avec prise |          |
| 2010          | 3'750            |     | x   |     |     |     |     |     | -                        | 0         | 3'750        | 298        | 0        | 0        | 0        | 1        | 299              | 39                     |          |
| 2011          | 6'900            |     |     | x   |     |     |     |     | -                        | 0         | 6'900        | 260        | 0        | 0        | 0        | 0        | 260              | 39                     |          |
| 2012          | 6'896            |     |     | x   |     |     |     |     | -                        | 0         | 6'896        | 253        | 0        | 0        | 0        | 0        | 253              | 36                     |          |
| 2013          | 6'666            |     |     | x   |     |     |     |     | -                        | 0         | 6'666        | 246        | 0        | 0        | 0        | 0        | 246              | 38                     |          |
| 2014          | 7'500            |     | x   |     |     |     |     |     | -                        | 0         | 7'500        | 330        | 0        | 0        | 0        | 0        | 330              | 48                     |          |
| 2015          | 7'500            |     | x   |     |     |     |     |     | -                        | 0         | 7'500        | 296        | 0        | 0        | 0        | 0        | 296              | 36                     |          |
| 2016          | 7'500            |     | x   |     |     |     |     |     | -                        | 0         | 7'500        | 177        | 0        | 0        | 0        | 0        | 177              | 33                     |          |
| 2017          | 7'500            |     | x   |     |     |     |     |     | -                        | 0         | 7'500        | 324        | 0        | 0        | 0        | 0        | 324              | 40                     |          |
| 2018          | 7'500            |     | x   |     |     |     |     |     | -                        | 0         | 7'500        | 229        | 0        | 0        | 1        | 0        | 230              | 40                     |          |
| 2019          | 7'500            |     | x   |     |     |     |     |     | -                        | 0         | 7'500        | 128        | 0        | 0        | 0        | 0        | 128              | 30                     |          |
| 2020          | 7'500            |     | x   |     |     |     |     |     | -                        | 0         | 7'500        | 286        | 0        | 2        | 0        | 0        | 288              | 41                     |          |
| <b>Moyen.</b> | <b>6'974</b>     |     |     |     |     |     |     |     |                          | <b>0</b>  | <b>6'974</b> | <b>257</b> | <b>0</b> | <b>0</b> | <b>0</b> | <b>0</b> | <b>257</b>       | <b>38</b>              |          |



# 231 Veveyse de Fégire

Infos cours d'eau - pêche

Longueur (m) :

Surface (ha) : 3.68

Alevinage direct

Ruisseau d'élevage

Total

Captures

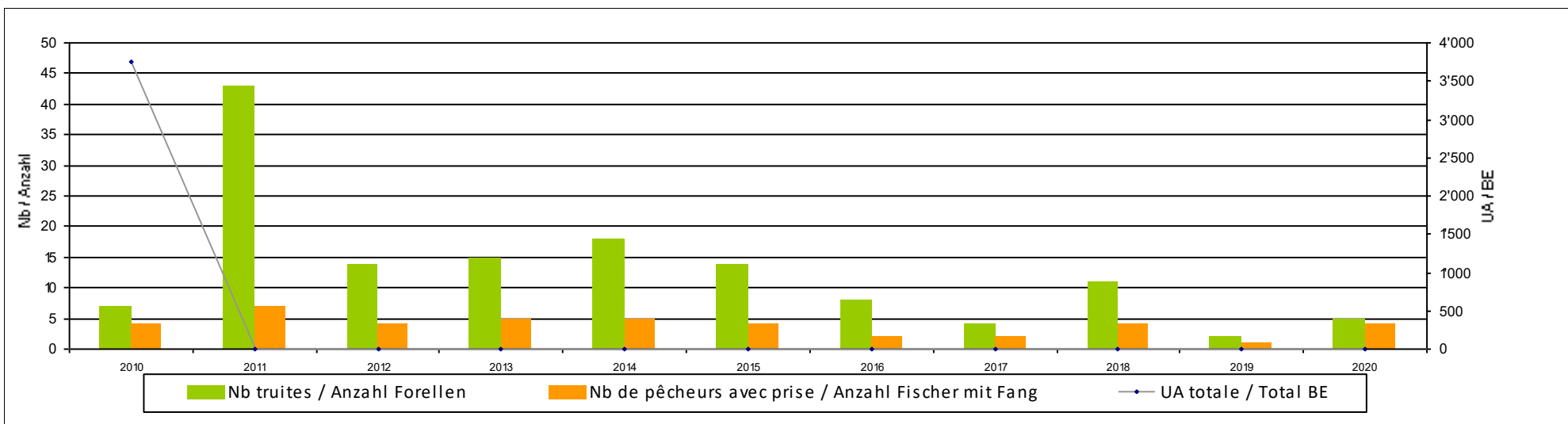
Truite

Autres espèces pêchées

Total

Pression

| Année         | Truite          |     |     |     |     |     |     |     | Autres espèces pêchées   |           |            |           |          | Total    | Pression |          |           |          |
|---------------|-----------------|-----|-----|-----|-----|-----|-----|-----|--------------------------|-----------|------------|-----------|----------|----------|----------|----------|-----------|----------|
|               | UA alev. direct | Ale | Pre | Est | Juv | Adu | Oeu | Aut | No du ruisseau d'élevage | UA des RE | UA totale  | Truite    | Ombre    |          |          | Brochet  | Perche    | Autres   |
| 2010          | 3'750           |     | x   |     |     |     |     |     | -                        | 0         | 3'750      | 7         | 0        | 0        | 0        | 0        | 7         | 4        |
| 2011          | 0               |     |     |     |     |     |     |     | -                        | 0         | 0          | 43        | 0        | 0        | 0        | 0        | 43        | 7        |
| 2012          | 0               |     |     |     |     |     |     |     | -                        | 0         | 0          | 14        | 0        | 0        | 0        | 0        | 14        | 4        |
| 2013          | 0               |     |     |     |     |     |     |     | -                        | 0         | 0          | 15        | 0        | 0        | 0        | 0        | 15        | 5        |
| 2014          | 0               |     |     |     |     |     |     |     | -                        | 0         | 0          | 18        | 0        | 0        | 0        | 0        | 18        | 5        |
| 2015          | 0               |     |     |     |     |     |     |     | -                        | 0         | 0          | 14        | 0        | 0        | 0        | 0        | 14        | 4        |
| 2016          | 0               |     |     |     |     |     |     |     | -                        | 0         | 0          | 8         | 0        | 0        | 0        | 0        | 8         | 2        |
| 2017          | 0               |     |     |     |     |     |     |     | -                        | 0         | 0          | 4         | 0        | 0        | 0        | 0        | 4         | 2        |
| 2018          | 0               |     |     |     |     |     |     |     | -                        | 0         | 0          | 11        | 0        | 0        | 0        | 0        | 11        | 4        |
| 2019          | 0               |     |     |     |     |     |     |     | -                        | 0         | 0          | 2         | 0        | 0        | 0        | 0        | 2         | 1        |
| 2020          | 0               |     |     |     |     |     |     |     | -                        | 0         | 0          | 5         | 0        | 0        | 0        | 0        | 5         | 4        |
| <b>Moyen.</b> | <b>341</b>      |     |     |     |     |     |     |     |                          | <b>0</b>  | <b>341</b> | <b>13</b> | <b>0</b> | <b>0</b> | <b>0</b> | <b>0</b> | <b>13</b> | <b>4</b> |



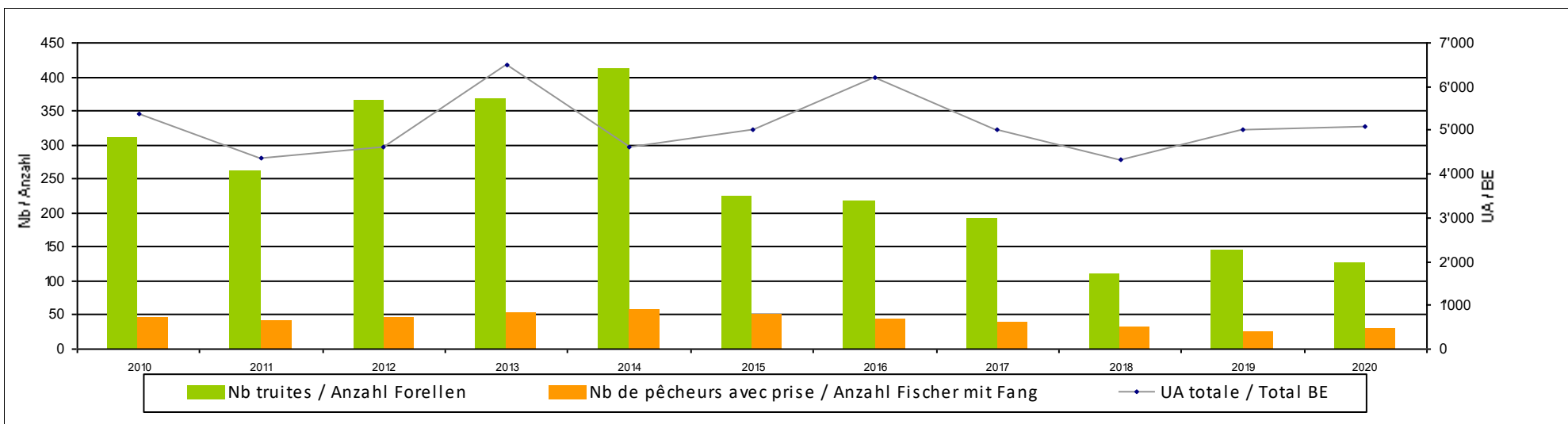
# 250 Arbogne

Infos cours d'eau - pêche

Longueur (m) :

Surface (ha) : 6.6

| Année         | Alevinage direct |     |     |     |     |     |     |     | Ruisseau d'élevage       |            |              | Total      | Captures               |          |          |          |                  | Total                  | Pression |
|---------------|------------------|-----|-----|-----|-----|-----|-----|-----|--------------------------|------------|--------------|------------|------------------------|----------|----------|----------|------------------|------------------------|----------|
|               | Truite           |     |     |     |     |     |     |     | No du ruisseau d'élevage | UA des RE  | UA totale    | Truite     | Autres espèces pêchées |          | Perche   | Autres   | Captures totales | Nb pêcheurs avec prise |          |
|               | UA alev. direct  | Ale | Pre | Est | Juv | Adu | Oeu | Aut |                          |            |              |            | Ombre                  | Brochet  |          |          |                  |                        |          |
| 2010          | 5'000            |     |     | x   |     |     |     |     | 40607 40612              | 377        | 5'377        | 310        | 0                      | 0        | 29       | 4        | 343              | 47                     |          |
| 2011          | 4'310            |     |     | x   |     |     |     |     | 40615                    | 69         | 4'379        | 263        | 0                      | 0        | 38       | 1        | 302              | 41                     |          |
| 2012          | 4'310            |     |     | x   |     |     |     |     | 40609                    | 303        | 4'613        | 366        | 0                      | 0        | 22       | 1        | 389              | 47                     |          |
| 2013          | 6'500            |     |     | x   | x   |     |     |     | -                        | 0          | 6'500        | 368        | 0                      | 0        | 0        | 3        | 371              | 54                     |          |
| 2014          | 4'335            |     |     | x   |     |     |     |     | 40615                    | 299        | 4'634        | 414        | 0                      | 0        | 0        | 0        | 414              | 58                     |          |
| 2015          | 5'000            |     |     | x   |     |     |     |     | -                        | 0          | 5'000        | 226        | 0                      | 0        | 1        | 1        | 228              | 50                     |          |
| 2016          | 6'008            |     |     |     | x   |     |     |     | 40615                    | 188        | 6'195        | 217        | 0                      | 0        | 0        | 0        | 217              | 44                     |          |
| 2017          | 5'000            |     |     | x   |     |     |     |     | -                        | 0          | 5'000        | 193        | 0                      | 0        | 0        | 1        | 194              | 39                     |          |
| 2018          | 4'335            |     |     | x   |     |     |     |     | -                        | 0          | 4'335        | 111        | 0                      | 0        | 1        | 4        | 116              | 32                     |          |
| 2019          | 5'000            |     |     | x   |     |     |     |     | -                        | 0          | 5'000        | 146        | 0                      | 0        | 0        | 0        | 146              | 26                     |          |
| 2020          | 5'100            |     |     | x   | x   |     |     |     | -                        | 0          | 5'100        | 128        | 0                      | 0        | 5        | 0        | 133              | 29                     |          |
| <b>Moyen.</b> | <b>4'991</b>     |     |     |     |     |     |     |     |                          | <b>112</b> | <b>5'103</b> | <b>249</b> | <b>0</b>               | <b>0</b> | <b>9</b> | <b>1</b> | <b>259</b>       | <b>42</b>              |          |



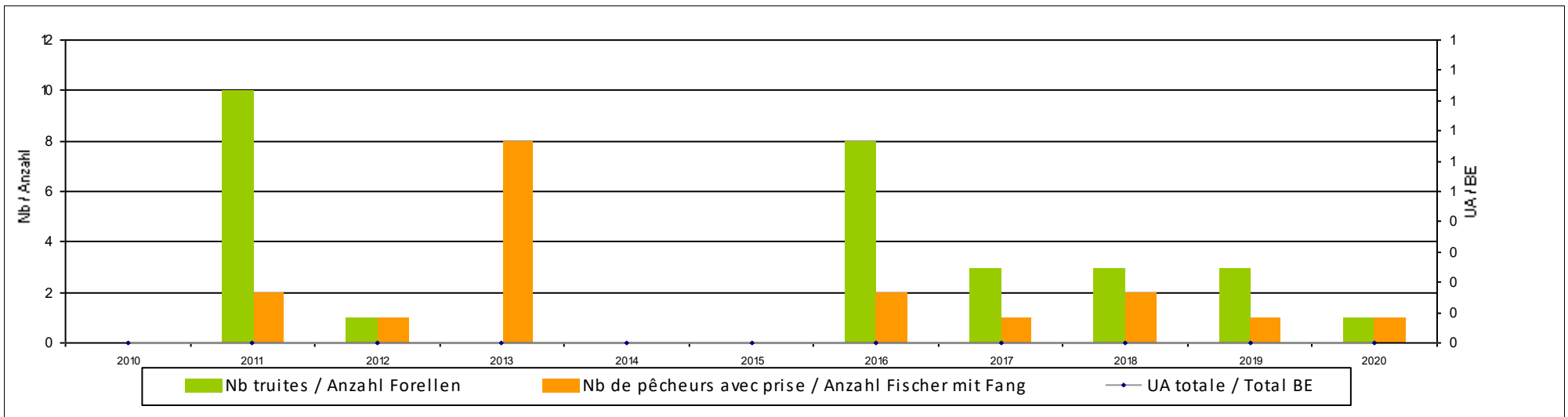
# 270 Bibera

Informationen Wasserlauf - Fischerei

Länge (m) :

Fläche (ha) : 0.96

| Jahr          | Forelle          |     |     |     |     |     |      |     | Andere gefischte Arten |           |          |          |          | Total Fänge | Fangdruck |          |          |          |   |
|---------------|------------------|-----|-----|-----|-----|-----|------|-----|------------------------|-----------|----------|----------|----------|-------------|-----------|----------|----------|----------|---|
|               | BE direkt Besatz | Brü | Vor | Som | Jun | Mas | Eie. | Ver | Nr des Auszuchtbaes    | BE des AB | Total BE | Forelle  | Aesche   |             |           | Hecht    | Egli     | Anderes  |   |
| 2010          | 0                |     |     |     |     |     |      |     | -                      | 0         | 0        | 0        | 0        | 0           | 0         | 0        | 0        | 0        |   |
| 2011          | 0                |     |     |     |     |     |      |     | -                      | 0         | 0        | 10       | 0        | 0           | 0         | 0        | 0        | 10       | 2 |
| 2012          | 0                |     |     |     |     |     |      |     | -                      | 0         | 0        | 1        | 0        | 0           | 0         | 0        | 0        | 1        | 1 |
| 2013          | 0                |     |     |     |     |     |      |     | -                      | 0         | 0        | 0        | 0        | 1           | 15        | 10       | 26       | 8        |   |
| 2014          | 0                |     |     |     |     |     |      |     | -                      | 0         | 0        | 0        | 0        | 0           | 0         | 0        | 0        | 0        | 0 |
| 2015          | 0                |     |     |     |     |     |      |     | -                      | 0         | 0        | 0        | 0        | 0           | 0         | 0        | 0        | 0        | 0 |
| 2016          | 0                |     |     |     |     |     |      |     | -                      | 0         | 0        | 8        | 0        | 0           | 0         | 0        | 8        | 2        |   |
| 2017          | 0                |     |     |     |     |     |      |     | -                      | 0         | 0        | 3        | 0        | 0           | 0         | 0        | 3        | 1        |   |
| 2018          | 0                |     |     |     |     |     |      |     | -                      | 0         | 0        | 3        | 0        | 0           | 0         | 0        | 3        | 2        |   |
| 2019          | 0                |     |     |     |     |     |      |     | -                      | 0         | 0        | 3        | 0        | 0           | 0         | 0        | 3        | 1        |   |
| 2020          | 0                |     |     |     |     |     |      |     | -                      | 0         | 0        | 1        | 0        | 0           | 0         | 0        | 1        | 1        |   |
| <b>Mittel</b> | <b>0</b>         |     |     |     |     |     |      |     |                        | <b>0</b>  | <b>0</b> | <b>3</b> | <b>0</b> | <b>0</b>    | <b>1</b>  | <b>1</b> | <b>5</b> | <b>2</b> |   |



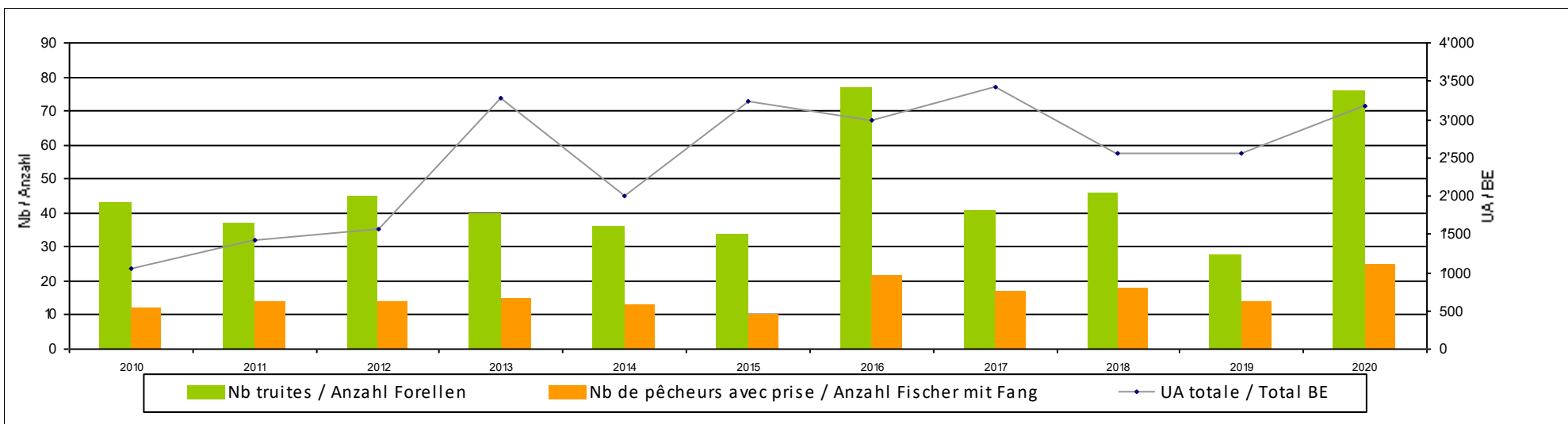
# 271 Chandon

Infos cours d'eau - pêche

Longueur (m) :

Surface (ha) : 1.19

| Année         | Alevinage direct |     |     |     |     |     |     |     | Ruisseau d'élevage       |            |              | Total     | Captures |          |          |          |                  | Total                  | Pression |
|---------------|------------------|-----|-----|-----|-----|-----|-----|-----|--------------------------|------------|--------------|-----------|----------|----------|----------|----------|------------------|------------------------|----------|
|               | Truite           |     |     |     |     |     |     |     | Autres espèces pêchées   |            |              |           |          | Total    | Pression |          |                  |                        |          |
|               | UA alev. direct  | Ale | Pre | Est | Juv | Adu | Oeu | Aut | No du ruisseau d'élevage | UA des RE  | UA totale    | Truite    | Ombre    | Brochet  | Perche   | Autres   | Captures totales | Nb pêcheurs avec prise |          |
| 2010          | 600              |     |     | x   |     |     |     |     | 40405                    | 445        | 1'045        | 43        | 0        | 0        | 0        | 0        | 43               | 12                     |          |
| 2011          | 1'030            |     |     | x   |     |     |     |     | 40405                    | 389        | 1'419        | 37        | 0        | 0        | 0        | 2        | 39               | 14                     |          |
| 2012          | 1'034            |     |     | x   |     |     |     |     | 40405 40609              | 537        | 1'571        | 45        | 0        | 0        | 0        | 0        | 45               | 14                     |          |
| 2013          | 3'000            |     |     | x   |     |     |     |     | 40405                    | 271        | 3'271        | 40        | 0        | 0        | 0        | 0        | 40               | 15                     |          |
| 2014          | 2'000            |     |     | x   |     |     |     |     | -                        | 0          | 2'000        | 36        | 0        | 0        | 0        | 1        | 37               | 13                     |          |
| 2015          | 3'000            |     |     | x   |     |     |     |     | 40405                    | 240        | 3'240        | 34        | 0        | 0        | 0        | 0        | 34               | 10                     |          |
| 2016          | 3'000            |     |     |     | x   |     |     |     | -                        | 0          | 3'000        | 77        | 0        | 0        | 0        | 0        | 77               | 22                     |          |
| 2017          | 3'000            |     |     |     | x   |     |     |     | 40405                    | 414        | 3'414        | 41        | 0        | 0        | 0        | 0        | 41               | 17                     |          |
| 2018          | 2'250            |     |     |     | x   |     |     |     | 40405                    | 309        | 2'559        | 46        | 0        | 0        | 0        | 0        | 46               | 18                     |          |
| 2019          | 2'250            |     |     |     | x   |     |     |     | 40405                    | 317        | 2'567        | 28        | 0        | 0        | 0        | 0        | 28               | 14                     |          |
| 2020          | 3'000            |     |     | x   |     |     |     |     | 40405                    | 179        | 3'179        | 76        | 0        | 0        | 0        | 1        | 77               | 25                     |          |
| <b>Moyen.</b> | <b>2'197</b>     |     |     |     |     |     |     |     |                          | <b>282</b> | <b>2'478</b> | <b>46</b> | <b>0</b> | <b>0</b> | <b>0</b> | <b>0</b> | <b>46</b>        | <b>16</b>              |          |



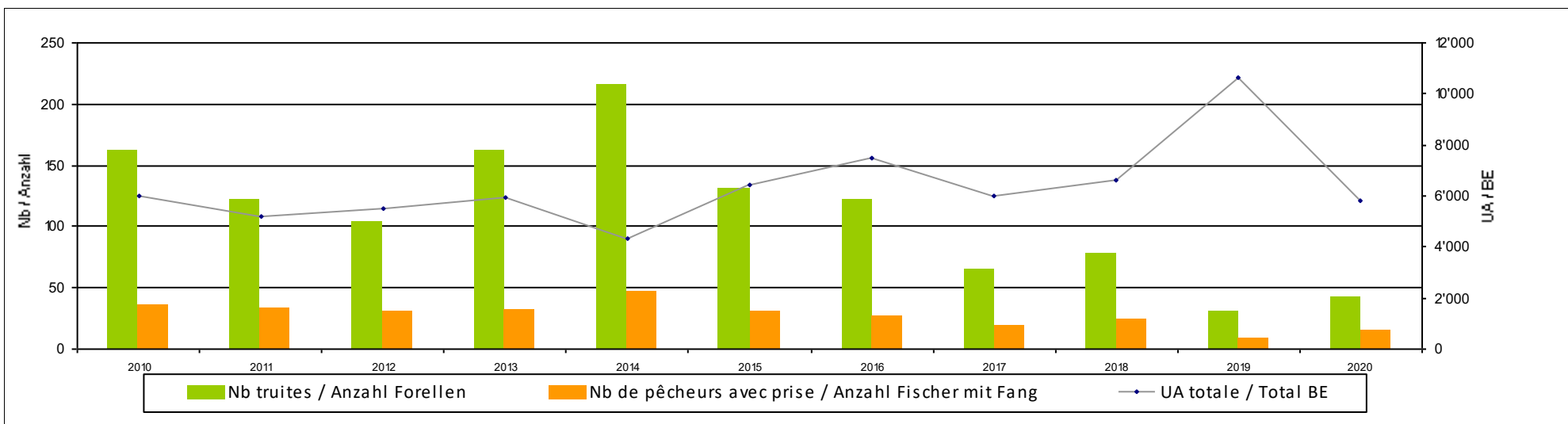
# 272 Sonnaz

Infos cours d'eau - pêche

Longueur (m) :

Surface (ha) : 1.27

| Année         | Alevinage direct |     |     |     |     |     |     |     | Ruisseau d'élevage       |              |              | Total      | Captures |          |          |          |                  | Total                  | Pression |
|---------------|------------------|-----|-----|-----|-----|-----|-----|-----|--------------------------|--------------|--------------|------------|----------|----------|----------|----------|------------------|------------------------|----------|
|               | Truite           |     |     |     |     |     |     |     | Autres espèces pêchées   |              |              |            |          | Total    | Pression |          |                  |                        |          |
|               | UA alev. direct  | Ale | Pre | Est | Juv | Adu | Oeu | Aut | No du ruisseau d'élevage | UA des RE    | UA totale    | Truite     | Ombre    | Brochet  | Perche   | Autres   | Captures totales | Nb pêcheurs avec prise |          |
| 2010          | 5'000            |     |     | x   |     |     |     |     | 40401                    | 1'026        | 6'026        | 163        | 1        | 0        | 16       | 2        | 182              | 36                     |          |
| 2011          | 4'310            |     |     | x   |     |     |     |     | 40401                    | 857          | 5'167        | 122        | 0        | 0        | 9        | 2        | 133              | 33                     |          |
| 2012          | 4'310            |     |     | x   |     |     |     |     | 40401                    | 1'172        | 5'482        | 104        | 0        | 0        | 0        | 0        | 104              | 31                     |          |
| 2013          | 4'200            |     |     | x   |     |     |     |     | 40401                    | 1'755        | 5'955        | 163        | 0        | 0        | 10       | 2        | 175              | 32                     |          |
| 2014          | 2'481            |     |     | x   | x   | x   |     |     | 40401                    | 1'828        | 4'308        | 216        | 0        | 3        | 14       | 5        | 238              | 48                     |          |
| 2015          | 5'003            |     |     |     | x   |     |     |     | 40401                    | 1'411        | 6'414        | 131        | 0        | 0        | 10       | 0        | 141              | 31                     |          |
| 2016          | 7'500            |     |     |     | x   |     |     |     | -                        | 0            | 7'500        | 122        | 0        | 0        | 9        | 1        | 132              | 27                     |          |
| 2017          | 5'003            |     |     |     | x   |     |     |     | 40401                    | 1'022        | 6'024        | 66         | 0        | 0        | 1        | 31       | 98               | 19                     |          |
| 2018          | 5'003            |     |     |     | x   |     |     |     | 40401                    | 1'596        | 6'598        | 79         | 0        | 0        | 0        | 2        | 81               | 24                     |          |
| 2019          | 8'750            | x   |     | x   | x   |     |     |     | 40401                    | 1'894        | 10'644       | 31         | 0        | 0        | 0        | 0        | 31               | 9                      |          |
| 2020          | 5'800            | x   |     | x   |     |     |     |     | -                        | 0            | 5'800        | 43         | 0        | 0        | 0        | 2        | 45               | 15                     |          |
| <b>Moyen.</b> | <b>5'214</b>     |     |     |     |     |     |     |     |                          | <b>1'142</b> | <b>6'356</b> | <b>113</b> | <b>0</b> | <b>0</b> | <b>6</b> | <b>4</b> | <b>124</b>       | <b>28</b>              |          |



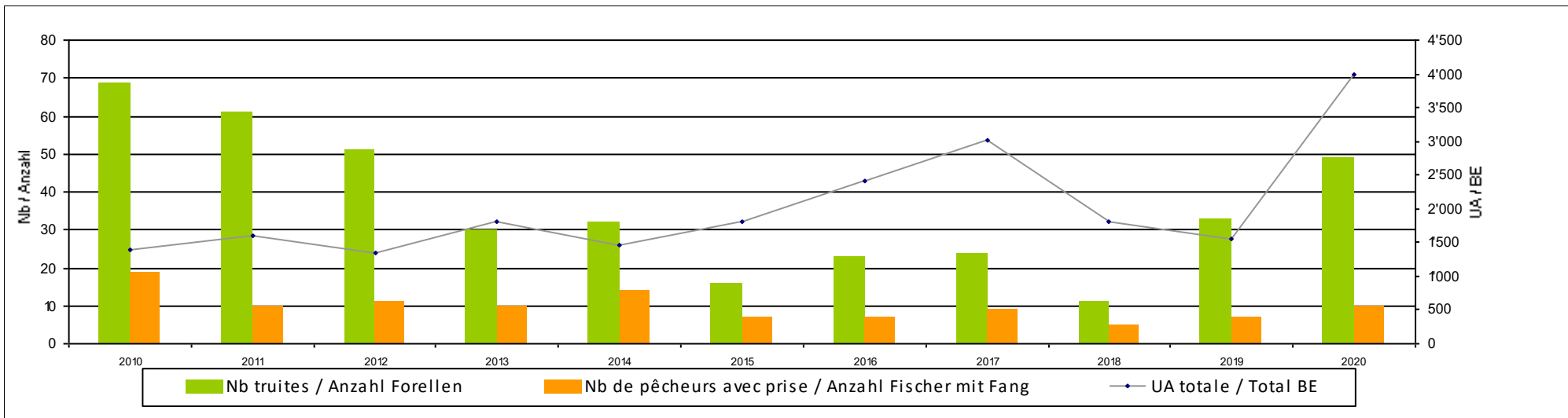
# 273 Hongrin

Infos cours d'eau - pêche

Longueur (m) :

Surface (ha) : 2.1

| Année         | Alevinage direct |     |     |     |     |     |     |     | Ruisseau d'élevage       |           |              | Total     | Captures |          |          |          |                  | Total                  | Pression  |
|---------------|------------------|-----|-----|-----|-----|-----|-----|-----|--------------------------|-----------|--------------|-----------|----------|----------|----------|----------|------------------|------------------------|-----------|
|               | Truite           |     |     |     |     |     |     |     | Autres espèces pêchées   |           |              |           |          | Total    | Pression |          |                  |                        |           |
|               | UA alev. direct  | Ale | Pre | Est | Juv | Adu | Oeu | Aut | No du ruisseau d'élevage | UA des RE | UA totale    | Truite    | Ombre    | Brochet  | Perche   | Autres   | Captures totales | Nb pêcheurs avec prise |           |
| 2010          | 1'400            | x   |     | x   |     |     |     |     | -                        | 0         | 1'400        | 69        | 0        | 0        | 1        | 0        | 70               | 19                     |           |
| 2011          | 1'601            | x   |     | x   |     |     |     |     | -                        | 0         | 1'601        | 61        | 0        | 0        | 0        | 0        | 61               | 10                     |           |
| 2012          | 1'342            | x   |     | x   |     |     |     |     | -                        | 0         | 1'342        | 51        | 0        | 0        | 0        | 0        | 51               | 11                     |           |
| 2013          | 1'800            | x   |     | x   |     |     |     |     | -                        | 0         | 1'800        | 30        | 3        | 0        | 0        | 0        | 33               | 10                     |           |
| 2014          | 1'470            | x   |     | x   |     |     |     |     | -                        | 0         | 1'470        | 32        | 0        | 0        | 0        | 0        | 32               | 14                     |           |
| 2015          | 1'800            | x   |     | x   |     |     |     |     | -                        | 0         | 1'800        | 16        | 0        | 0        | 0        | 0        | 16               | 7                      |           |
| 2016          | 2'405            | x   |     |     | x   |     |     |     | -                        | 0         | 2'405        | 23        | 0        | 0        | 0        | 0        | 23               | 7                      |           |
| 2017          | 3'005            | x   |     |     | x   |     |     |     | -                        | 0         | 3'005        | 24        | 0        | 0        | 0        | 60       | 84               | 9                      |           |
| 2018          | 1'800            | x   |     | x   |     |     |     |     | -                        | 0         | 1'800        | 11        | 0        | 0        | 0        | 0        | 11               | 5                      |           |
| 2019          | 1'550            | x   |     |     | x   |     |     |     | -                        | 0         | 1'550        | 33        | 0        | 0        | 0        | 0        | 33               | 7                      |           |
| 2020          | 4'000            |     |     | x   |     |     |     |     | -                        | 0         | 4'000        | 49        | 0        | 0        | 0        | 1        | 50               | 10                     |           |
| <b>Moyen.</b> | <b>2'016</b>     |     |     |     |     |     |     |     |                          | <b>0</b>  | <b>2'016</b> | <b>36</b> | <b>0</b> | <b>0</b> | <b>0</b> | <b>0</b> | <b>6</b>         | <b>42</b>              | <b>10</b> |



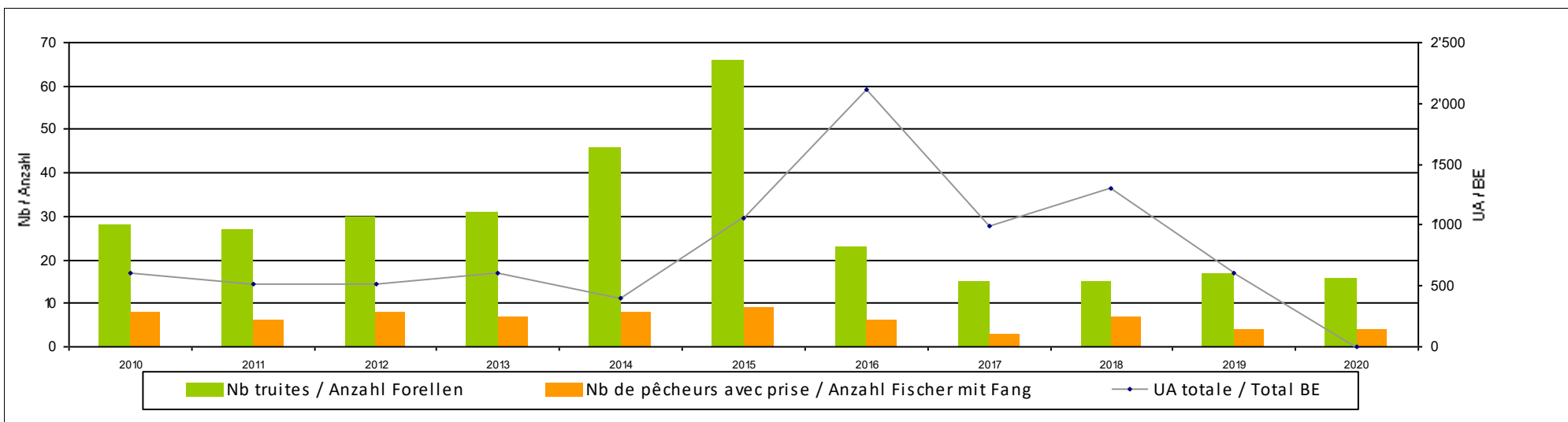
# 275 Parimbot

Infos cours d'eau - pêche

Longueur (m) :

Surface (ha) : 1.18

| Année         | Alevinage direct |     |     |     |     |     |     |     | Ruisseau d'élevage       |            |            | Total     | Captures |          |          |          |                  | Total                  | Pression |
|---------------|------------------|-----|-----|-----|-----|-----|-----|-----|--------------------------|------------|------------|-----------|----------|----------|----------|----------|------------------|------------------------|----------|
|               | Truite           |     |     |     |     |     |     |     | Autres espèces pêchées   |            |            |           |          | Total    | Pression |          |                  |                        |          |
|               | UA alev. direct  | Ale | Pre | Est | Juv | Adu | Oeu | Aut | No du ruisseau d'élevage | UA des RE  | UA totale  | Truite    | Ombre    | Brochet  | Perche   | Autres   | Captures totales | Nb pêcheurs avec prise |          |
| 2010          | 600              |     |     | x   |     |     |     |     | -                        | 0          | 600        | 28        | 0        | 0        | 0        | 0        | 28               | 8                      |          |
| 2011          | 520              |     |     | x   |     |     |     |     | -                        | 0          | 520        | 27        | 0        | 0        | 0        | 0        | 27               | 6                      |          |
| 2012          | 517              |     |     | x   |     |     |     |     | -                        | 0          | 517        | 30        | 0        | 0        | 0        | 0        | 30               | 8                      |          |
| 2013          | 600              |     |     | x   |     |     |     |     | -                        | 0          | 600        | 31        | 0        | 0        | 0        | 0        | 31               | 7                      |          |
| 2014          | 400              |     |     | x   |     |     |     |     | -                        | 0          | 400        | 46        | 0        | 0        | 0        | 0        | 46               | 8                      |          |
| 2015          | 600              |     |     | x   |     |     |     |     | 40703                    | 452        | 1'052      | 66        | 0        | 0        | 0        | 0        | 66               | 9                      |          |
| 2016          | 900              |     |     |     | x   |     |     |     | 40513 40603              | 2'633      | 2'120      | 23        | 0        | 0        | 0        | 3        | 26               | 6                      |          |
| 2017          | 600              |     |     | x   |     |     |     |     | 40703                    | 398        | 998        | 15        | 0        | 0        | 0        | 0        | 15               | 3                      |          |
| 2018          | 600              |     |     | x   |     |     |     |     | 40513                    | 708        | 1'308      | 15        | 0        | 0        | 0        | 0        | 15               | 7                      |          |
| 2019          | 600              |     |     | x   |     |     |     |     | -                        | 0          | 600        | 17        | 0        | 0        | 0        | 0        | 17               | 4                      |          |
| 2020          | 0                |     |     |     |     |     |     |     | -                        | 0          | 0          | 16        | 0        | 0        | 0        | 0        | 16               | 4                      |          |
| <b>Moyen.</b> | <b>540</b>       |     |     |     |     |     |     |     |                          | <b>381</b> | <b>792</b> | <b>29</b> | <b>0</b> | <b>0</b> | <b>0</b> | <b>0</b> | <b>29</b>        | <b>6</b>               |          |





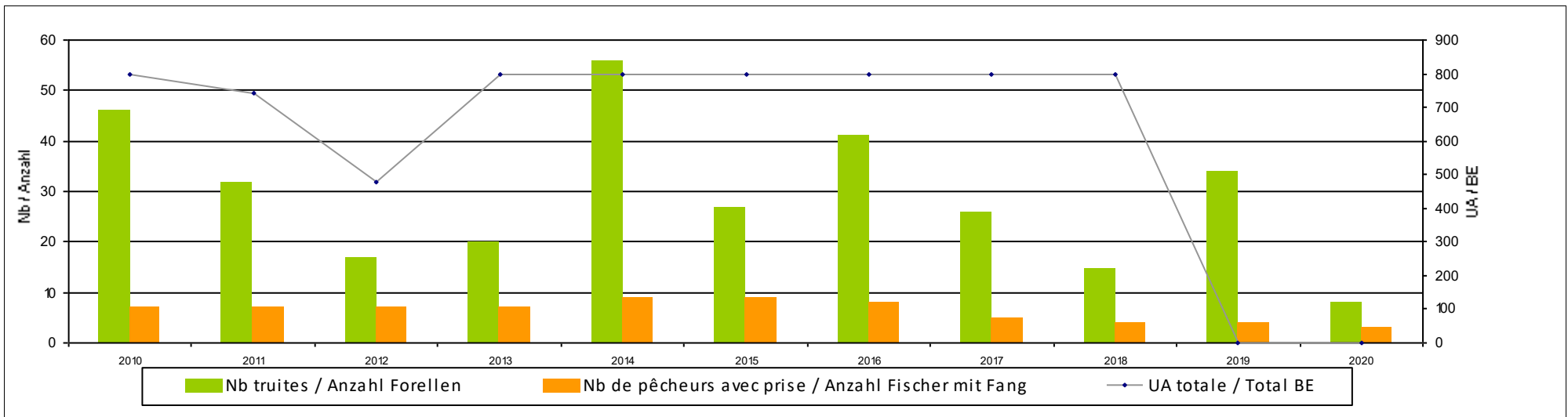
# 277 Corjon

Infos cours d'eau - pêche

Longueur (m) :

Surface (ha) : 0.34

| Année         | Alevinage direct |     |     |     |     |     |     |     | Ruisseau d'élevage       |           |            | Total     | Captures |          |          |          |                  | Total                  | Pression |
|---------------|------------------|-----|-----|-----|-----|-----|-----|-----|--------------------------|-----------|------------|-----------|----------|----------|----------|----------|------------------|------------------------|----------|
|               | Truite           |     |     |     |     |     |     |     | Autres espèces pêchées   |           |            |           |          | Total    | Pression |          |                  |                        |          |
|               | UA alev. direct  | Ale | Pre | Est | Juv | Adu | Oeu | Aut | No du ruisseau d'élevage | UA des RE | UA totale  | Truite    | Ombre    | Brochet  | Perche   | Autres   | Captures totales | Nb pêcheurs avec prise |          |
| 2010          | 800              | x   |     |     |     |     |     |     | -                        | 0         | 800        | 46        | 0        | 0        | 0        | 0        | 46               | 7                      |          |
| 2011          | 741              | x   |     |     |     |     |     |     | -                        | 0         | 741        | 32        | 0        | 0        | 0        | 0        | 32               | 7                      |          |
| 2012          | 480              | x   |     |     |     |     |     |     | -                        | 0         | 480        | 17        | 0        | 0        | 0        | 0        | 17               | 7                      |          |
| 2013          | 800              | x   |     |     |     |     |     |     | -                        | 0         | 800        | 20        | 0        | 0        | 0        | 0        | 20               | 7                      |          |
| 2014          | 800              | x   |     |     |     |     |     |     | -                        | 0         | 800        | 56        | 0        | 0        | 0        | 0        | 56               | 9                      |          |
| 2015          | 800              | x   |     |     |     |     |     |     | -                        | 0         | 800        | 27        | 0        | 0        | 0        | 0        | 27               | 9                      |          |
| 2016          | 800              | x   |     |     |     |     |     |     | -                        | 0         | 800        | 41        | 0        | 0        | 0        | 0        | 41               | 8                      |          |
| 2017          | 800              | x   |     |     |     |     |     |     | -                        | 0         | 800        | 26        | 0        | 0        | 0        | 0        | 26               | 5                      |          |
| 2018          | 800              | x   |     |     |     |     |     |     | -                        | 0         | 800        | 15        | 0        | 0        | 0        | 0        | 15               | 4                      |          |
| 2019          | 0                |     |     |     |     |     |     |     | -                        | 0         | 0          | 34        | 0        | 0        | 0        | 0        | 34               | 4                      |          |
| 2020          | 0                |     |     |     |     |     |     |     | -                        | 0         | 0          | 8         | 0        | 0        | 0        | 0        | 8                | 3                      |          |
| <b>Moyen.</b> | <b>620</b>       |     |     |     |     |     |     |     |                          | <b>0</b>  | <b>620</b> | <b>29</b> | <b>0</b> | <b>0</b> | <b>0</b> | <b>0</b> | <b>0</b>         | <b>29</b>              | <b>6</b> |



# 278 Tatreil

Infos cours d'eau - pêche

Longueur (m) :

Surface (ha) : 0.68

Alevinage direct

Ruisseau d'élevage

Total

Captures

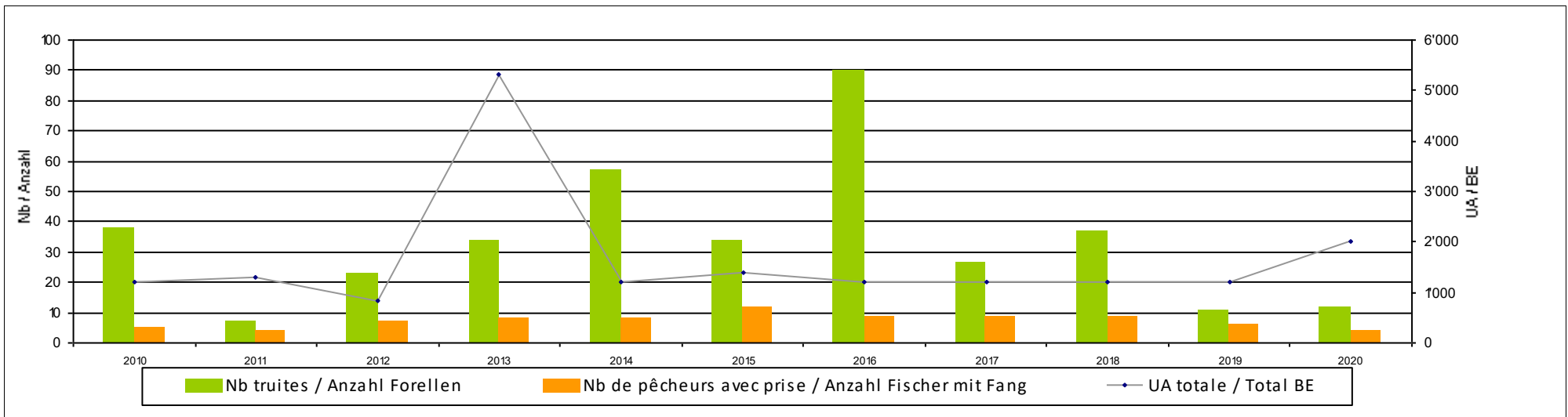
Truite

Autres espèces pêchées

Total

Pression

| Année         | Truite          |     |     |     |     |     |     |     | Autres espèces pêchées   |           |              |           |          | Total    | Pression |          |           |          |
|---------------|-----------------|-----|-----|-----|-----|-----|-----|-----|--------------------------|-----------|--------------|-----------|----------|----------|----------|----------|-----------|----------|
|               | UA alev. direct | Ale | Pre | Est | Juv | Adu | Oeu | Aut | No du ruisseau d'élevage | UA des RE | UA totale    | Truite    | Ombre    |          |          | Brochet  | Perche    | Autres   |
| 2010          | 1'200           | x   |     |     |     |     |     |     | -                        | 0         | 1'200        | 38        | 0        | 0        | 0        | 0        | 38        | 5        |
| 2011          | 1'111           | x   |     |     |     |     |     |     | 40702                    | 199       | 1'310        | 7         | 0        | 0        | 0        | 0        | 7         | 4        |
| 2012          | 720             | x   |     |     |     |     |     |     | 40702                    | 116       | 836          | 23        | 0        | 0        | 0        | 0        | 23        | 7        |
| 2013          | 5'100           | x   |     | x   | x   |     | x   |     | 40702                    | 516       | 5'321        | 34        | 0        | 0        | 0        | 0        | 34        | 8        |
| 2014          | 1'200           | x   |     |     |     |     | x   |     | -                        | 0         | 1'200        | 57        | 0        | 0        | 0        | 0        | 57        | 8        |
| 2015          | 1'200           | x   |     |     |     |     | x   |     | 40702                    | 201       | 1'401        | 34        | 0        | 0        | 0        | 0        | 34        | 12       |
| 2016          | 1'200           | x   |     |     |     |     | x   |     | -                        | 0         | 1'200        | 90        | 0        | 0        | 0        | 0        | 90        | 9        |
| 2017          | 1'200           | x   |     |     |     |     | x   |     | -                        | 0         | 1'200        | 27        | 0        | 0        | 0        | 0        | 27        | 9        |
| 2018          | 1'200           | x   |     |     |     |     | x   |     | -                        | 0         | 1'200        | 37        | 0        | 0        | 0        | 0        | 37        | 9        |
| 2019          | 1'200           | x   |     |     |     |     |     |     | -                        | 0         | 1'200        | 11        | 0        | 0        | 0        | 0        | 11        | 6        |
| 2020          | 2'000           |     |     | x   |     |     | x   |     | -                        | 0         | 2'000        | 12        | 0        | 0        | 0        | 0        | 12        | 4        |
| <b>Moyen.</b> | <b>1'576</b>    |     |     |     |     |     |     |     |                          | <b>94</b> | <b>1'642</b> | <b>34</b> | <b>0</b> | <b>0</b> | <b>0</b> | <b>0</b> | <b>34</b> | <b>7</b> |



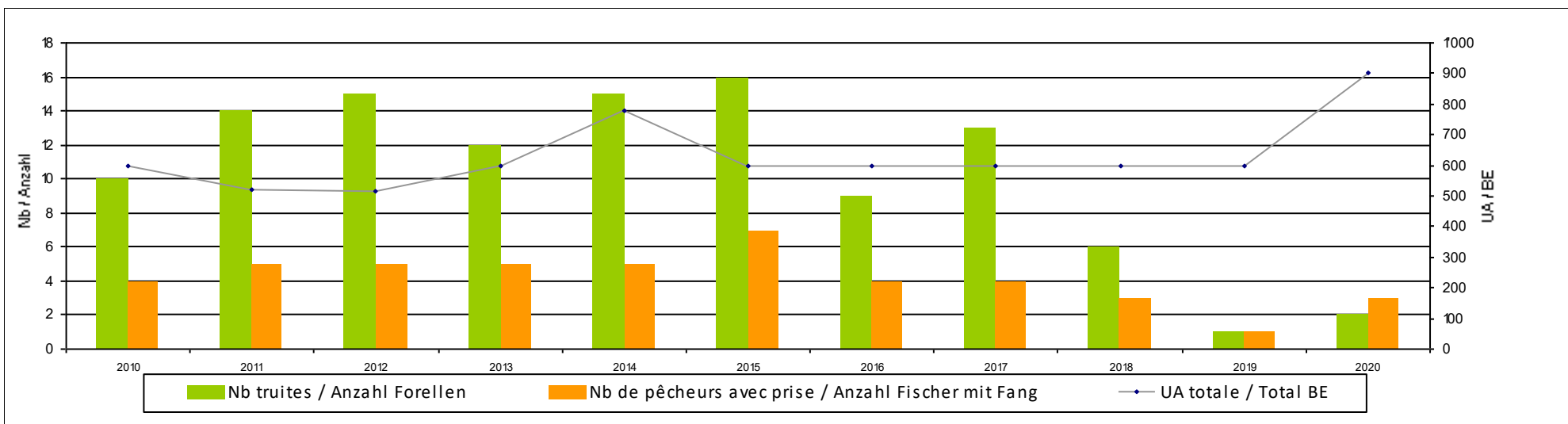
# 280 Biordaz

Infos cours d'eau - pêche

Longueur (m) :

Surface (ha) : 0.33

| Année         | Alevinage direct |     |     |     |     |     |     |     | Ruisseau d'élevage       |           |            | Total     | Captures |          |          |          |                  | Total                  | Pression |
|---------------|------------------|-----|-----|-----|-----|-----|-----|-----|--------------------------|-----------|------------|-----------|----------|----------|----------|----------|------------------|------------------------|----------|
|               | Truite           |     |     |     |     |     |     |     | Autres espèces pêchées   |           |            |           |          | Total    | Pression |          |                  |                        |          |
|               | UA alev. direct  | Ale | Pre | Est | Juv | Adu | Oeu | Aut | No du ruisseau d'élevage | UA des RE | UA totale  | Truite    | Ombre    | Brochet  | Perche   | Autres   | Captures totales | Nb pêcheurs avec prise |          |
| 2010          | 600              |     |     | x   |     |     |     |     | -                        | 0         | 600        | 10        | 0        | 0        | 0        | 0        | 10               | 4                      |          |
| 2011          | 520              |     |     | x   |     |     |     |     | -                        | 0         | 520        | 14        | 0        | 0        | 0        | 0        | 14               | 5                      |          |
| 2012          | 517              |     |     | x   |     |     |     |     | -                        | 0         | 517        | 15        | 0        | 0        | 0        | 0        | 15               | 5                      |          |
| 2013          | 600              |     |     | x   |     |     |     |     | -                        | 0         | 600        | 12        | 0        | 0        | 0        | 0        | 12               | 5                      |          |
| 2014          | 780              |     |     |     | x   |     |     |     | -                        | 0         | 780        | 15        | 0        | 0        | 0        | 0        | 15               | 5                      |          |
| 2015          | 600              |     |     | x   |     |     |     |     | -                        | 0         | 600        | 16        | 0        | 0        | 0        | 1        | 17               | 7                      |          |
| 2016          | 600              |     |     |     | x   |     |     |     | -                        | 0         | 600        | 9         | 0        | 1        | 0        | 0        | 10               | 4                      |          |
| 2017          | 600              |     |     | x   |     |     |     |     | -                        | 0         | 600        | 13        | 0        | 0        | 0        | 0        | 13               | 4                      |          |
| 2018          | 600              |     |     | x   |     |     |     |     | -                        | 0         | 600        | 6         | 0        | 0        | 0        | 0        | 6                | 3                      |          |
| 2019          | 600              |     |     | x   |     |     |     |     | -                        | 0         | 600        | 1         | 0        | 0        | 0        | 0        | 1                | 1                      |          |
| 2020          | 900              |     |     | x   |     |     |     |     | -                        | 0         | 900        | 2         | 0        | 0        | 5        | 9        | 16               | 3                      |          |
| <b>Moyen.</b> | <b>629</b>       |     |     |     |     |     |     |     |                          | <b>0</b>  | <b>629</b> | <b>10</b> | <b>0</b> | <b>0</b> | <b>0</b> | <b>1</b> | <b>12</b>        | <b>4</b>               |          |



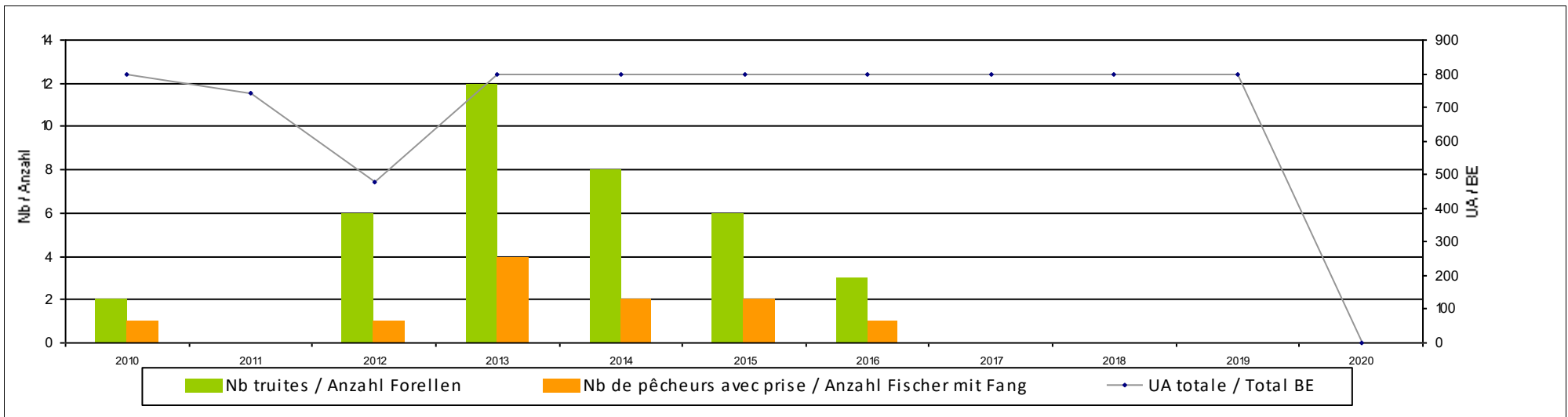
# 281 Corbéron

Infos cours d'eau - pêche

Longueur (m) :

Surface (ha) : 0.2

| Année         | Alevinage direct |     |     |     |     |     |     |     | Ruisseau d'élevage       |           |            | Total    | Captures |          |          |          |                  | Total                  | Pression |
|---------------|------------------|-----|-----|-----|-----|-----|-----|-----|--------------------------|-----------|------------|----------|----------|----------|----------|----------|------------------|------------------------|----------|
|               | Truite           |     |     |     |     |     |     |     | Autres espèces pêchées   |           |            |          |          | Total    | Pression |          |                  |                        |          |
|               | UA alev. direct  | Ale | Pre | Est | Juv | Adu | Oeu | Aut | No du ruisseau d'élevage | UA des RE | UA totale  | Truite   | Ombre    | Brochet  | Perche   | Autres   | Captures totales | Nb pêcheurs avec prise |          |
| 2010          | 800              | x   |     |     |     |     |     |     | -                        | 0         | 800        | 2        | 0        | 0        | 0        | 0        | 2                | 1                      |          |
| 2011          | 741              | x   |     |     |     |     |     |     | -                        | 0         | 741        | 0        | 0        | 0        | 0        | 0        | 0                | 0                      |          |
| 2012          | 480              | x   |     |     |     |     |     |     | -                        | 0         | 480        | 6        | 0        | 0        | 0        | 0        | 6                | 1                      |          |
| 2013          | 800              | x   |     |     |     |     |     |     | -                        | 0         | 800        | 12       | 0        | 0        | 0        | 0        | 12               | 4                      |          |
| 2014          | 800              | x   |     |     |     |     |     |     | -                        | 0         | 800        | 8        | 0        | 0        | 0        | 0        | 8                | 2                      |          |
| 2015          | 800              | x   |     |     |     |     |     |     | -                        | 0         | 800        | 6        | 0        | 0        | 0        | 0        | 6                | 2                      |          |
| 2016          | 800              | x   |     |     |     |     |     |     | -                        | 0         | 800        | 3        | 0        | 0        | 0        | 0        | 3                | 1                      |          |
| 2017          | 800              | x   |     |     |     |     |     |     | -                        | 0         | 800        | 0        | 0        | 0        | 0        | 0        | 0                | 0                      |          |
| 2018          | 800              | x   |     |     |     |     |     |     | -                        | 0         | 800        | 0        | 0        | 0        | 0        | 0        | 0                | 0                      |          |
| 2019          | 800              | x   |     |     |     |     |     |     | -                        | 0         | 800        | 0        | 0        | 0        | 0        | 0        | 0                | 0                      |          |
| 2020          | 0                |     |     |     |     |     |     |     | -                        | 0         | 0          | 0        | 0        | 0        | 0        | 0        | 0                | 0                      |          |
| <b>Moyen.</b> | <b>693</b>       |     |     |     |     |     |     |     |                          | <b>0</b>  | <b>693</b> | <b>3</b> | <b>0</b> | <b>0</b> | <b>0</b> | <b>0</b> | <b>0</b>         | <b>3</b>               | <b>1</b> |



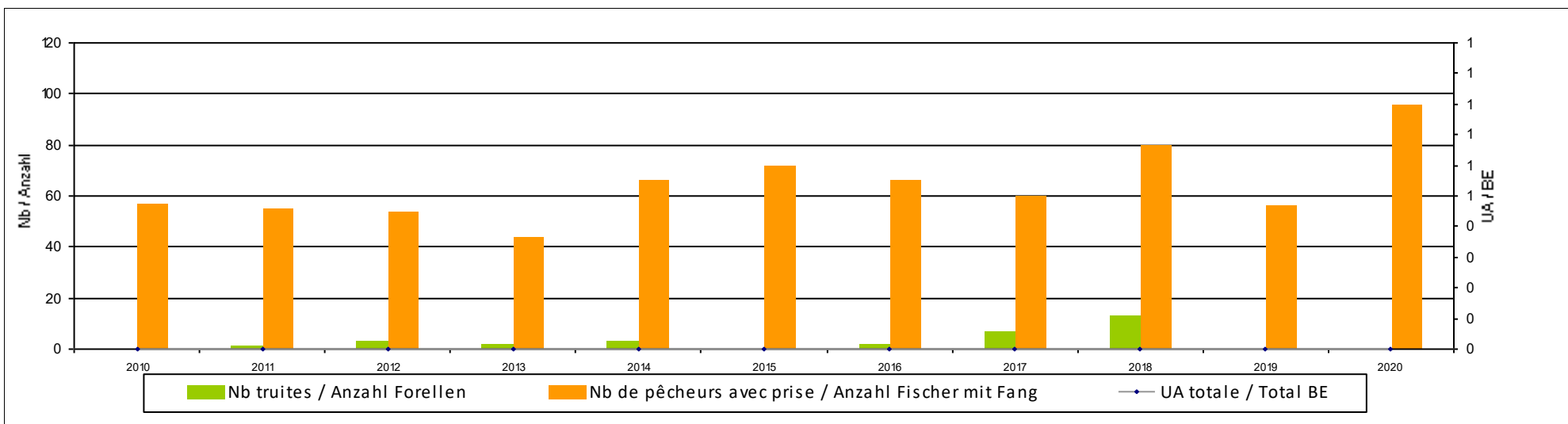
## 282 Canal de la Broye

Infos cours d'eau - pêche

Longueur (m) :

Surface (ha) : 13.45

| Année         | Alevinage direct |     |     |     |     |     |     |     | Ruisseau d'élevage       |           |           | Total                  | Captures |           |            |            |                  | Total                  | Pression |
|---------------|------------------|-----|-----|-----|-----|-----|-----|-----|--------------------------|-----------|-----------|------------------------|----------|-----------|------------|------------|------------------|------------------------|----------|
|               | Truite           |     |     |     |     |     |     |     | No du ruisseau d'élevage | UA des RE | UA totale | Autres espèces pêchées |          |           |            |            | Captures totales | Nb pêcheurs avec prise |          |
|               | UA alev. direct  | Ale | Pre | Est | Juv | Adu | Oeu | Aut |                          |           |           | Truite                 | Ombre    | Brochet   | Perche     | Autres     |                  |                        |          |
| 2010          | 0                |     |     |     |     |     |     |     | -                        | 0         | 0         | 0                      | 0        | 71        | 466        | 26         | 563              | 57                     |          |
| 2011          | 0                |     |     |     |     |     |     |     | -                        | 0         | 0         | 1                      | 0        | 60        | 340        | 53         | 454              | 55                     |          |
| 2012          | 0                |     |     |     |     |     |     |     | -                        | 0         | 0         | 3                      | 0        | 84        | 150        | 38         | 275              | 54                     |          |
| 2013          | 0                |     |     |     |     |     |     |     | -                        | 0         | 0         | 2                      | 0        | 59        | 243        | 163        | 467              | 44                     |          |
| 2014          | 0                |     |     |     |     |     |     |     | -                        | 0         | 0         | 3                      | 0        | 81        | 2'253      | 181        | 2518             | 66                     |          |
| 2015          | 0                |     |     |     |     |     |     |     | -                        | 0         | 0         | 0                      | 0        | 64        | 812        | 259        | 1135             | 72                     |          |
| 2016          | 0                |     |     |     |     |     |     |     | -                        | 0         | 0         | 2                      | 0        | 61        | 883        | 217        | 1163             | 66                     |          |
| 2017          | 0                |     |     |     |     |     |     |     | -                        | 0         | 0         | 7                      | 0        | 71        | 576        | 659        | 1313             | 60                     |          |
| 2018          | 0                |     |     |     |     |     |     |     | -                        | 0         | 0         | 13                     | 0        | 70        | 1'770      | 356        | 2209             | 80                     |          |
| 2019          | 0                |     |     |     |     |     |     |     | -                        | 0         | 0         | 0                      | 0        | 60        | 695        | 200        | 955              | 56                     |          |
| 2020          | 0                |     |     |     |     |     |     |     | -                        | 0         | 0         | 0                      | 0        | 42        | 1'447      | 240        | 1729             | 96                     |          |
| <b>Moyen.</b> | <b>0</b>         |     |     |     |     |     |     |     |                          | <b>0</b>  | <b>0</b>  | <b>3</b>               | <b>0</b> | <b>66</b> | <b>876</b> | <b>217</b> | <b>1162</b>      | <b>64</b>              |          |

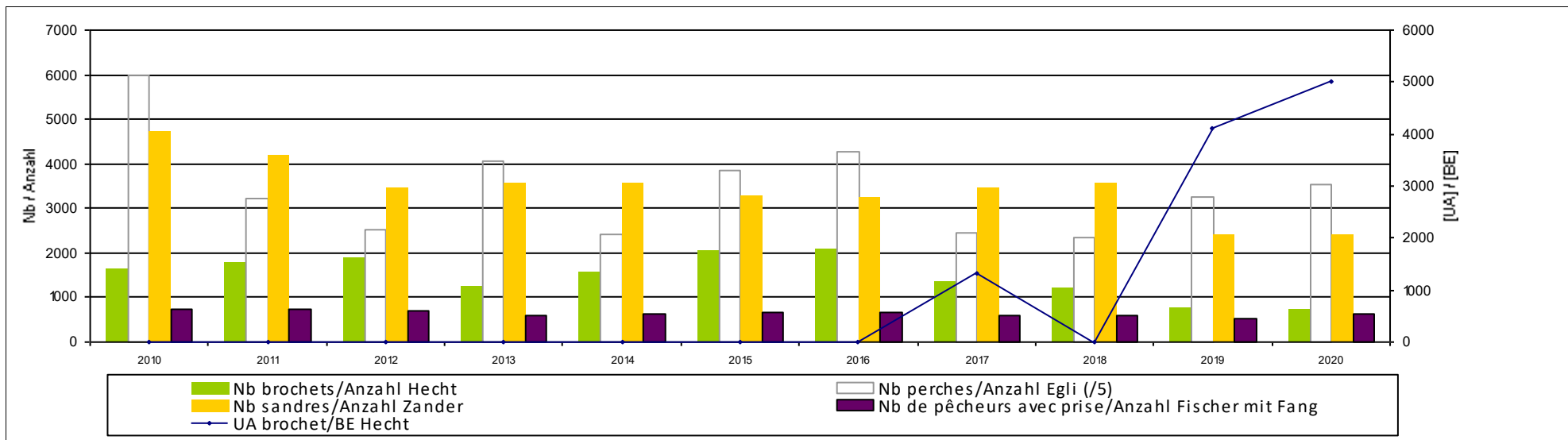


# 300 Lac de la Gruyère

Infos lacs - pêche

Surface (ha) : 920

| Année         | Brochet      |              |            | Perche        | Truite                     |           | Sandre       |            | Ombre    | Autres       | Total         | Pression               |
|---------------|--------------|--------------|------------|---------------|----------------------------|-----------|--------------|------------|----------|--------------|---------------|------------------------|
|               | Repeuplement | Captures     | Kg/ha      | Captures      | Repeuplement (ruis. élev.) | Captures  | Captures     | Kg/ha      | Captures | Captures     | Captures      | Nb pêcheurs avec prise |
| 2010          | 0            | 1'647        | 3.6        | 29'912        | 0                          | 14        | 4'713        | 5.8        | 0        | 4'764        | 41'050        | 747                    |
| 2011          | 0            | 1'785        | 3.9        | 16'107        | 347                        | 46        | 4'213        | 5.2        | 0        | 4'241        | 26'392        | 744                    |
| 2012          | 0            | 1'889        | 4.1        | 12'680        | 96                         | 29        | 3'462        | 4.3        | 0        | 3'487        | 21'547        | 690                    |
| 2013          | 0            | 1'244        | 2.7        | 20'314        | 1'289                      | 55        | 3'558        | 4.4        | 1        | 3'650        | 28'822        | 593                    |
| 2014          | 0            | 1'583        | 3.4        | 12'075        | 749                        | 43        | 3'585        | 4.4        | 1        | 3'642        | 20'929        | 617                    |
| 2015          | 0            | 2'063        | 4.5        | 19'175        | 336                        | 63        | 3'280        | 4.0        | 8        | 3'496        | 28'085        | 682                    |
| 2016          | 0            | 2'085        | 4.5        | 21'404        | 166                        | 39        | 3'254        | 4.0        | 18       | 16'114       | 42'914        | 672                    |
| 2017          | 1'320        | 1'353        | 2.9        | 12'263        | 0                          | 179       | 3'480        | 4.3        | 1        | 14'842       | 32'118        | 596                    |
| 2018          | 0            | 1'220        | 2.7        | 11'775        | 0                          | 44        | 3'570        | 4.4        | 4        | 16'128       | 32'741        | 602                    |
| 2019          | 4'100        | 773          | 1.7        | 16'282        | 0                          | 40        | 2'409        | 3.0        | 1        | 12'425       | 31'930        | 528                    |
| 2020          | 5'000        | 749          | 1.6        | 17'705        | 1'000                      | 23        | 2'411        | 3.0        | 0        | 17'742       | 38'630        | 620                    |
| <b>Moyen.</b> | <b>947</b>   | <b>1'490</b> | <b>3.2</b> | <b>17'245</b> | <b>362</b>                 | <b>52</b> | <b>3'449</b> | <b>4.2</b> | <b>3</b> | <b>9'139</b> | <b>31'378</b> | <b>645</b>             |

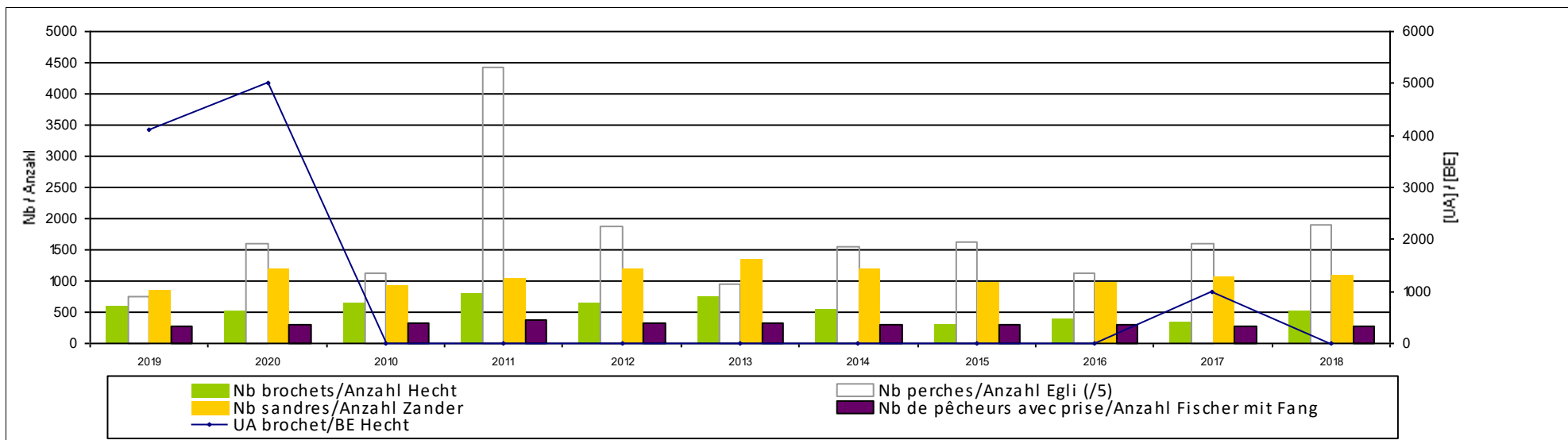


# 301 Schiffenensee

Informationen See - Fischerei

Fläche (ha) : 420

| Jahr          | Hecht      |            |            | Egli         | Forelle                |           | Zander       |            | Aesche   | Anderen      | Total         | Fangdruck             |
|---------------|------------|------------|------------|--------------|------------------------|-----------|--------------|------------|----------|--------------|---------------|-----------------------|
|               | Besatz     | Fänge      | Kg/ha      | Fänge        | Besatz (Auszuchtbäche) | Fänge     | Fänge        | Kg/ha      | Fänge    | Fänge        | Fänge         | Anz. Fischer mit Fang |
| 2010          | 0          | 652        | 3.1        | 5'666        | 0                      | 15        | 925          | 6.3        | 0        | 942          | <b>8'200</b>  | 335                   |
| 2011          | 0          | 808        | 3.8        | 22'157       | 0                      | 18        | 1'045        | 7.1        | 0        | 1'096        | <b>25'124</b> | 384                   |
| 2012          | 0          | 654        | 3.1        | 9'410        | 0                      | 5         | 1'206        | 8.2        | 0        | 1'269        | <b>12'544</b> | 335                   |
| 2013          | 0          | 749        | 3.6        | 4'774        | 0                      | 45        | 1'353        | 9.1        | 0        | 1'386        | <b>8'307</b>  | 327                   |
| 2014          | 0          | 542        | 2.6        | 7'749        | 0                      | 29        | 1'211        | 8.2        | 0        | 1'241        | <b>10'772</b> | 308                   |
| 2015          | 0          | 298        | 1.4        | 8'145        | 0                      | 12        | 975          | 6.6        | 3        | 993          | <b>10'426</b> | 291                   |
| 2016          | 0          | 403        | 1.9        | 5'604        | 0                      | 34        | 987          | 6.7        | 0        | 3'445        | <b>10'473</b> | 289                   |
| 2017          | 1'005      | 356        | 1.7        | 7'989        | 0                      | 54        | 1'086        | 7.3        | 0        | 3'909        | <b>13'394</b> | 273                   |
| 2018          | 0          | 523        | 2.5        | 9'557        | 0                      | 7         | 1'096        | 7.4        | 0        | 4'951        | <b>16'134</b> | 287                   |
| 2019          | 4'100      | 594        | 2.8        | 3'718        | 0                      | 0         | 838          | 5.7        | 0        | 4'470        | <b>9'620</b>  | 279                   |
| 2020          | 5'000      | 515        | 2.5        | 8'000        | 0                      | 30        | 1'190        | 8.0        | 0        | 12'535       | <b>22'270</b> | 306                   |
| <b>Mittel</b> | <b>919</b> | <b>554</b> | <b>2.6</b> | <b>8'434</b> | <b>0</b>               | <b>23</b> | <b>1'083</b> | <b>7.3</b> | <b>0</b> | <b>3'294</b> | <b>13'388</b> | <b>310</b>            |

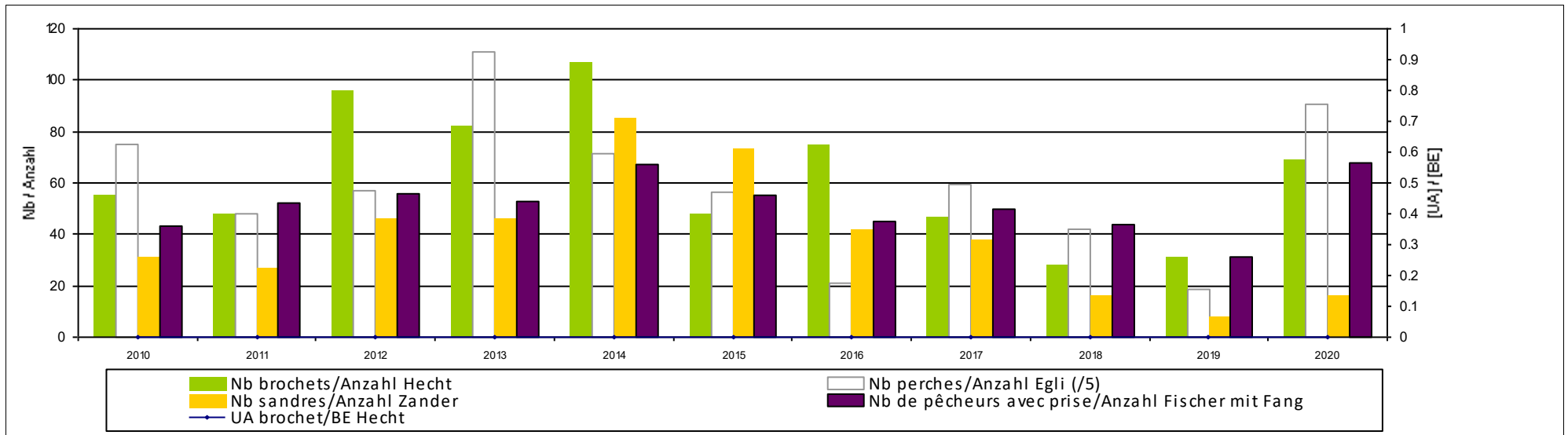


# 302 Schwarzsee

Informationen See - Fischerei

Fläche (ha) : 49

| Jahr          | Hecht    |           |            | Egli       | Forelle                |          | Zander    |            | Aesche   | Anderen   | Total      | Fangdruck             |
|---------------|----------|-----------|------------|------------|------------------------|----------|-----------|------------|----------|-----------|------------|-----------------------|
|               | Besatz   | Fänge     | Kg/ha      | Fänge      | Besatz (Auszuchtbäche) | Fänge    | Fänge     | Kg/ha      | Fänge    | Fänge     | Fänge      | Anz. Fischer mit Fang |
| 2010          | 0        | 55        | 2.2        | 374        | 0                      | 3        | 31        | 1.3        | 1        | 36        | 500        | 43                    |
| 2011          | 0        | 48        | 2.0        | 239        | 0                      | 3        | 27        | 1.1        | 0        | 30        | 347        | 52                    |
| 2012          | 0        | 96        | 3.9        | 284        | 0                      | 2        | 46        | 1.9        | 1        | 52        | 481        | 56                    |
| 2013          | 0        | 82        | 3.3        | 555        | 500                    | 3        | 46        | 1.9        | 2        | 94        | 782        | 53                    |
| 2014          | 0        | 107       | 4.4        | 357        | 500                    | 36       | 85        | 3.5        | 1        | 108       | 694        | 67                    |
| 2015          | 0        | 48        | 2.0        | 282        | 500                    | 1        | 73        | 3.0        | 0        | 83        | 487        | 55                    |
| 2016          | 0        | 75        | 3.1        | 106        | 0                      | 7        | 42        | 1.7        | 5        | 98        | 333        | 45                    |
| 2017          | 0        | 47        | 1.9        | 297        | 500                    | 0        | 38        | 1.6        | 0        | 155       | 537        | 50                    |
| 2018          | 0        | 28        | 1.1        | 210        | 500                    | 0        | 16        | 0.7        | 0        | 60        | 314        | 44                    |
| 2019          | 0        | 31        | 1.3        | 94         | 500                    | 0        | 8         | 0.3        | 0        | 29        | 162        | 31                    |
| 2020          | 0        | 69        | 2.8        | 452        | 500                    | 9        | 16        | 0.7        | 0        | 99        | 645        | 68                    |
| <b>Mittel</b> | <b>0</b> | <b>62</b> | <b>2.5</b> | <b>295</b> | <b>318</b>             | <b>6</b> | <b>39</b> | <b>1.6</b> | <b>1</b> | <b>77</b> | <b>480</b> | <b>51</b>             |



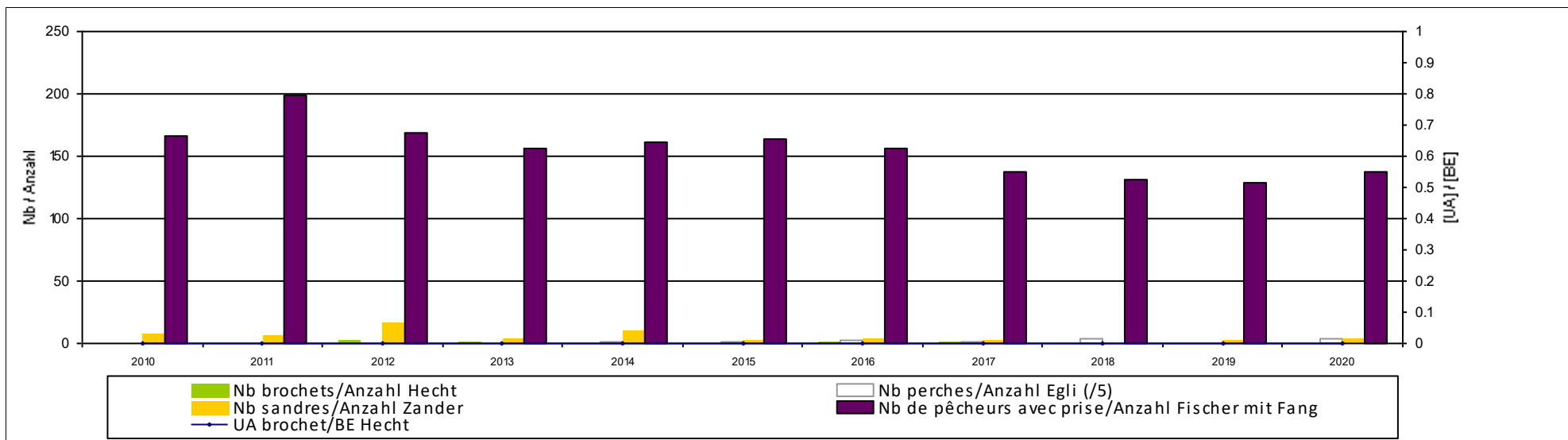


# 303 Lac de Lessoc

Infos lacs - pêche

Surface (ha) : 20

| Année         | Brochet      |          |            | Perche   | Truite                     |              | Sandre   |            | Ombre     | Autres    | Total        | Pression               |
|---------------|--------------|----------|------------|----------|----------------------------|--------------|----------|------------|-----------|-----------|--------------|------------------------|
|               | Repeuplement | Captures | Kg/ha      | Captures | Repeuplement (ruis. élev.) | Captures     | Captures | Kg/ha      | Captures  | Captures  | Captures     | Nb pêcheurs avec prise |
| 2010          | 0            | 0        | 0.0        | 1        | 12'871                     | 1'370        | 7        | 0.7        | 37        | 7         | 1'422        | 166                    |
| 2011          | 0            | 0        | 0.0        | 1        | 12'016                     | 1'851        | 6        | 0.6        | 34        | 6         | 1'898        | 199                    |
| 2012          | 0            | 3        | 0.3        | 0        | 11'776                     | 1'411        | 16       | 1.6        | 30        | 16        | 1'476        | 169                    |
| 2013          | 0            | 1        | 0.1        | 0        | 14'850                     | 1'801        | 4        | 0.4        | 30        | 4         | 1'840        | 156                    |
| 2014          | 0            | 0        | 0.0        | 6        | 10'537                     | 1'309        | 10       | 1.0        | 38        | 20        | 1'383        | 161                    |
| 2015          | 0            | 0        | 0.0        | 6        | 9'243                      | 1'693        | 2        | 0.2        | 29        | 125       | 1'855        | 164                    |
| 2016          | 0            | 1        | 0.1        | 13       | 11'804                     | 1'465        | 4        | 0.4        | 22        | 94        | 1'599        | 156                    |
| 2017          | 0            | 1        | 0.1        | 8        | 3'587                      | 1'178        | 2        | 0.2        | 6         | 52        | 1'247        | 137                    |
| 2018          | 0            | 0        | 0.0        | 17       | 14'046                     | 885          | 0        | 0.0        | 9         | 16        | 927          | 131                    |
| 2019          | 0            | 0        | 0.0        | 1        | 11'448                     | 896          | 3        | 0.3        | 1         | 9         | 910          | 129                    |
| 2020          | 0            | 0        | 0.0        | 18       | 23'649                     | 1'201        | 4        | 0.4        | 1         | 199       | 1'423        | 138                    |
| <b>Moyen.</b> | <b>0</b>     | <b>1</b> | <b>0.1</b> | <b>6</b> | <b>12'348</b>              | <b>1'369</b> | <b>5</b> | <b>0.5</b> | <b>22</b> | <b>50</b> | <b>1'453</b> | <b>155</b>             |

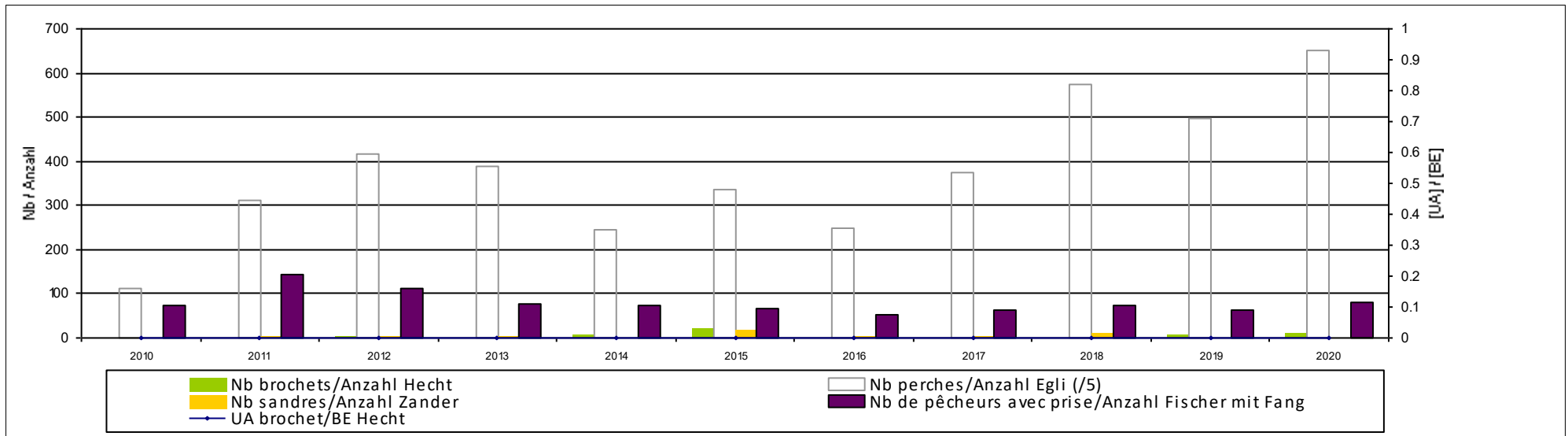


# 305 Lac de Montsalvens

Infos lacs - pêche

Surface (ha) : 74

| Année         | Brochet      |          |            | Perche       | Truite                     |            | Sandre   |            | Ombre    | Autres    | Total        | Pression               |
|---------------|--------------|----------|------------|--------------|----------------------------|------------|----------|------------|----------|-----------|--------------|------------------------|
|               | Repeuplement | Captures | Kg/ha      | Captures     | Repeuplement (ruis. élev.) | Captures   | Captures | Kg/ha      | Captures | Captures  | Captures     | Nb pêcheurs avec prise |
| 2010          | 0            | 0        | 0.0        | 564          | 8'650                      | 383        | 0        | 0.0        | 3        | 24        | 974          | 72                     |
| 2011          | 0            | 1        | 0.0        | 1'562        | 11'520                     | 822        | 2        | 0.1        | 0        | 35        | 2'422        | 145                    |
| 2012          | 0            | 2        | 0.1        | 2'078        | 11'520                     | 565        | 2        | 0.1        | 1        | 36        | 2'684        | 112                    |
| 2013          | 0            | 1        | 0.0        | 1'950        | 1'000                      | 176        | 3        | 0.1        | 1        | 64        | 2'195        | 76                     |
| 2014          | 0            | 6        | 0.2        | 1'224        | 3'826                      | 375        | 0        | 0.0        | 1        | 103       | 1'709        | 73                     |
| 2015          | 0            | 20       | 0.5        | 1'675        | 15'563                     | 220        | 16       | 0.4        | 0        | 21        | 1'952        | 68                     |
| 2016          | 0            | 0        | 0.0        | 1'244        | 16'420                     | 114        | 2        | 0.1        | 0        | 181       | 1'541        | 51                     |
| 2017          | 0            | 1        | 0.0        | 1'866        | 2'340                      | 262        | 4        | 0.1        | 1        | 68        | 2'202        | 63                     |
| 2018          | 0            | 1        | 0.0        | 2'877        | 15'000                     | 311        | 12       | 0.3        | 1        | 182       | 3'384        | 74                     |
| 2019          | 0            | 6        | 0.2        | 2'477        | 8'000                      | 206        | 0        | 0.0        | 0        | 63        | 2'752        | 63                     |
| 2020          | 0            | 9        | 0.2        | 3'257        | 19'000                     | 94         | 0        | 0.0        | 0        | 110       | 3'470        | 80                     |
| <b>Moyen.</b> | <b>0</b>     | <b>4</b> | <b>0.1</b> | <b>1'889</b> | <b>10'258</b>              | <b>321</b> | <b>4</b> | <b>0.1</b> | <b>1</b> | <b>81</b> | <b>2'299</b> | <b>80</b>              |

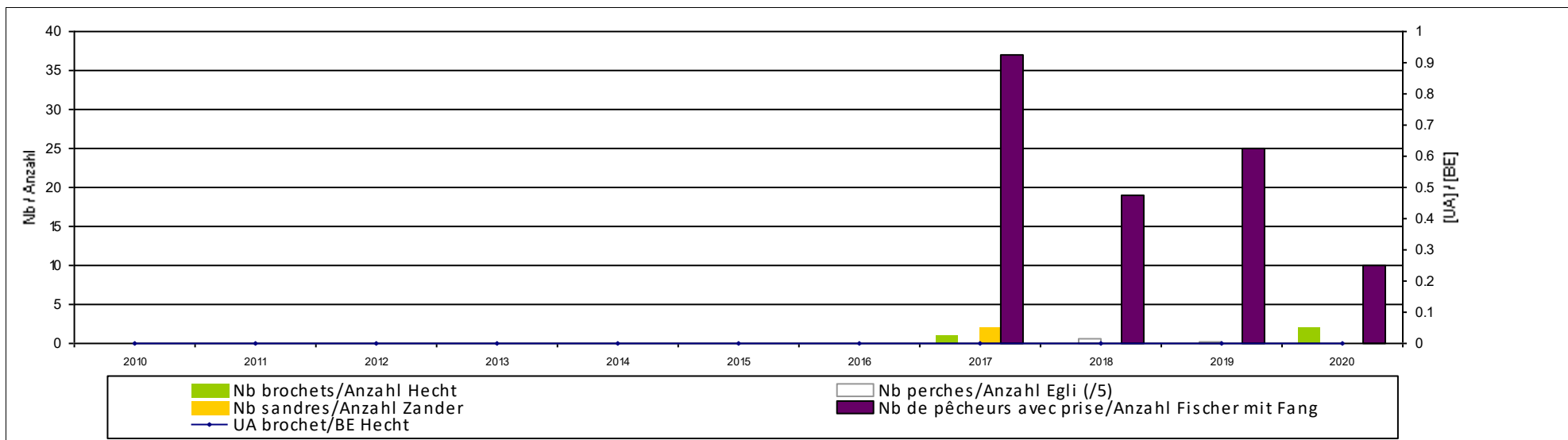


# 307 Lac de Pérolles

Infos lacs - pêche

Surface (ha) : 30

| Année         | Brochet      |          |            | Perche   | Truite                     |           | Sandre   |            | Ombre    | Autres   | Total     | Pression               |
|---------------|--------------|----------|------------|----------|----------------------------|-----------|----------|------------|----------|----------|-----------|------------------------|
|               | Repeuplement | Captures | Kg/ha      | Captures | Repeuplement (ruis. élev.) | Captures  | Captures | Kg/ha      | Captures | Captures | Captures  | Nb pêcheurs avec prise |
| 2010          | 0            | 0        | 0.0        | 0        | 0                          | 0         | 0        | 0.0        | 0        | 0        | 0         | 0                      |
| 2011          | 0            | 0        | 0.0        | 0        | 0                          | 0         | 0        | 0.0        | 0        | 0        | 0         | 0                      |
| 2012          | 0            | 0        | 0.0        | 0        | 0                          | 0         | 0        | 0.0        | 0        | 0        | 0         | 0                      |
| 2013          | 0            | 0        | 0.0        | 0        | 0                          | 0         | 0        | 0.0        | 0        | 0        | 0         | 0                      |
| 2014          | 0            | 0        | 0.0        | 0        | 0                          | 0         | 0        | 0.0        | 0        | 0        | 0         | 0                      |
| 2015          | 0            | 0        | 0.0        | 0        | 0                          | 0         | 0        | 0.0        | 0        | 0        | 0         | 0                      |
| 2016          | 0            | 0        | 0.0        | 0        | 0                          | 0         | 0        | 0.0        | 0        | 0        | 0         | 0                      |
| 2017          | 0            | 1        | 0.1        | 0        | 0                          | 79        | 2        | 0.1        | 0        | 2        | 84        | 37                     |
| 2018          | 0            | 0        | 0.0        | 3        | 0                          | 31        | 0        | 0.0        | 1        | 4        | 39        | 19                     |
| 2019          | 0            | 0        | 0.0        | 1        | 0                          | 41        | 0        | 0.0        | 1        | 10       | 53        | 25                     |
| 2020          | 0            | 2        | 0.1        | 0        | 0                          | 13        | 0        | 0.0        | 0        | 3        | 18        | 10                     |
| <b>Moyen.</b> | <b>0</b>     | <b>0</b> | <b>0.0</b> | <b>0</b> | <b>0</b>                   | <b>15</b> | <b>0</b> | <b>0.0</b> | <b>0</b> | <b>2</b> | <b>18</b> | <b>8</b>               |



# 308 Lac de Lussy

Infos lacs - pêche

Surface (ha) : 3.4

| Année         | Brochet      |           |            | Perche    | Truite                     |          | Sandre   |            | Ombre    | Autres   | Total     | Pression               |
|---------------|--------------|-----------|------------|-----------|----------------------------|----------|----------|------------|----------|----------|-----------|------------------------|
|               | Repeuplement | Captures  | Kg/ha      | Captures  | Repeuplement (ruis. élev.) | Captures | Captures | Kg/ha      | Captures | Captures | Captures  | Nb pêcheurs avec prise |
| 2010          | 0            | 16        | 9.4        | 14        | 0                          | 0        | 0        | 0.0        | 0        | 1        | 31        | 12                     |
| 2011          | 0            | 17        | 10.0       | 6         | 0                          | 0        | 0        | 0.0        | 0        | 0        | 23        | 14                     |
| 2012          | 0            | 6         | 3.5        | 4         | 0                          | 0        | 0        | 0.0        | 0        | 0        | 10        | 6                      |
| 2013          | 0            | 5         | 2.9        | 6         | 0                          | 1        | 0        | 0.0        | 0        | 0        | 12        | 10                     |
| 2014          | 0            | 10        | 5.9        | 9         | 0                          | 0        | 0        | 0.0        | 0        | 0        | 19        | 9                      |
| 2015          | 0            | 12        | 7.1        | 12        | 0                          | 0        | 0        | 0.0        | 0        | 0        | 24        | 5                      |
| 2016          | 0            | 13        | 7.6        | 12        | 0                          | 0        | 0        | 0.0        | 0        | 4        | 29        | 6                      |
| 2017          | 0            | 12        | 7.1        | 18        | 0                          | 0        | 0        | 0.0        | 0        | 16       | 46        | 9                      |
| 2018          | 0            | 27        | 15.9       | 21        | 0                          | 5        | 0        | 0.0        | 0        | 10       | 63        | 6                      |
| 2019          | 0            | 7         | 4.1        | 29        | 0                          | 0        | 0        | 0.0        | 0        | 0        | 36        | 4                      |
| 2020          | 0            | 3         | 1.8        | 4         | 0                          | 0        | 0        | 0.0        | 0        | 15       | 22        | 2                      |
| <b>Moyen.</b> | <b>0</b>     | <b>12</b> | <b>6.8</b> | <b>12</b> | <b>0</b>                   | <b>1</b> | <b>0</b> | <b>0.0</b> | <b>0</b> | <b>4</b> | <b>29</b> | <b>8</b>               |

